



AGENDA
REGULAR MEETING
OF THE BOARD OF HARBOR COMMISSIONERS
MOSS LANDING HARBOR DISTRICT
7881 Sandholdt Road, Moss Landing, CA 95039

February 26, 2020

A. CLOSED SESSION

A Closed session will be held immediately prior to the public open meeting, and will begin at **6:00 p.m.** to consider the following items. The public open meeting will begin at **7:00 p.m., or as soon thereafter as the Closed Session is concluded**, and any action taken during the Closed Session will be reported out at that time.

1. Confer with real property negotiators (District Counsel and GM) pursuant to Government Code §54956.8 regarding: a. North Harbor Restaurant negotiations with various parties.
2. Meet and confer with legal counsel pursuant to Government Code Section 54956.9(a) - consideration of initiating litigation.

B. OPEN SESSION CALL TO ORDER - PLEDGE OF ALLEGIANCE – ROLL CALL

| | |
|----------------------------------|--------------------------------------|
| Russ Jeffries – President | Tommy Razzeca – General Manager |
| Tony Leonardini – Vice President | Mike Rodriguez – District Counsel |
| Vince Ferrante – Secretary | Shay Shaw – Administrative Assistant |
| James Goulart – Commissioner | |
| Liz Soto - Commissioner | |

C. PRESIDENT’S REMARKS

The President will use this opportunity to inform the public of issues affecting the District and other items of a general nature not otherwise provided for on this agenda.

D. PUBLIC COMMENTS

Members of the general public may address the Board of Harbor Commissioners regarding any item that is not on the Agenda. The President may limit the total amount of time of testimony.

E. CONSENT CALENDAR

1. Approval of the January 22, 2020 Regular Meeting Minutes.

F. FINANCIAL REPORT

2. Financial report month ending January 31, 2020.

H. MANAGERS’ REPORTS

The General Manager will make oral or written reports. The Board may take action as deemed necessary. The Managers may present additional reports but the Board may not take action on any item not on this Agenda.

3. Projects Status/Update
4. Summary of Permits Issued
5. Meeting Announcements
6. Liveaboard Report
7. Slip Income Report
8. Incident Report

I. COMMITTEE REPORTS

9. Finance Committee – Ferrante/Soto
10. Elkhorn Slough Advisory Committee – Leonardini
11. Special Districts – Jeffries/Ferrante

12. Budget Committee – Leonardini/Goulart
13. Liveaboard Committee – Goulart/Soto
14. Harbor Improvement Committee – Goulart/Soto
15. Real Property Committee I – Jeffries/Leonardini
16. Real Property Committee II – Ferrante/Goulart
17. Meetings attended by Commissioners at District expense since the last regular meeting of the Board (AB 1234 requirements). Such reports may be oral or written.

J. NEW BUSINESS

18. ITEM – Consider adopting Resolution 20-03 Vince Ferrante CSDA Nomination
 - a. Staff report
 - b. Public Comment
 - c. Board discussion
 - d. Board action
19. ITEM – Consider Approval for GM to enter into contract with Parking Management Bureau.
 - a. Staff report
 - b. Public Comment
 - c. Board discussion
 - d. Board action
20. ITEM – Consider adopting Resolution 20-04 Designating Agent for Disaster Assistance
 - a. Staff report
 - b. Public Comment
 - c. Board discussion
 - d. Board action

K. COMMISSIONERS COMMENTS AND CONCERNS

Commissioners may address items of concern at this time, and may request that items be placed on future agendas in accordance with the By-laws of the Board.

L. ADJOURNMENT

The next Meeting of the Board of Harbor Commissioners is scheduled for March 25, 2020 at 7:00 PM at the Moss Landing Harbor District, 7881 Sandholdt Road, Moss Landing, CA. Individuals requiring special accommodations should contact Administrative Assistant, Shay Shaw at Shaw@mosslandingharbor.dst.ca.us or at 831.633.2461 no less than 72 hours prior to the meeting or if a Special Meeting, as soon as possible after the Agenda is posted. Copies of the agenda will be available 72 hours prior to Regular Meetings and 24 hours prior to Special Meetings and/or by contacting the District at 831.633.5417 or Shaw@mosslandingharbor.dst.ca.us or on the District's website at www.mosslandingharbor.dst.ca.us. All meetings are noticed and conducted in accordance with the Ralph M. Brown Act.



MINUTES
REGULAR MEETING
OF THE BOARD OF HARBOR COMMISSIONERS
MOSS LANDING HARBOR DISTRICT
7881 Sandholdt Road, Moss Landing, CA 95039

JANUARY 22, 2020

A. CLOSED SESSION

A closed session was held immediately prior to the public open meeting, and began at **5:00 p.m.** The public open meeting began at **7:00 p.m., or as soon thereafter as the Closed Session is concluded**, and any action taken during the Closed Session will be reported out at that time.

1. Meet pursuant to Government Code §54957(b) (1) to conduct routine performance evaluation of the General Manager/Harbor Master.
2. Meet and confer with legal counsel pursuant to Government Code Section 54956.9(a) - consideration of initiating litigation.
3. Confer with real property negotiators (District Counsel and GM) pursuant to Government Code §54956.8 regarding: a. The Moss Landing Commercial Park; b. Moss Landing Marine Storage, c. North Harbor Restaurant negotiations with various parties.

B. OPEN SESSION CALL TO ORDER - PLEDGE OF ALLEGIANCE – ROLL CALL

The open session was called to order at 7:06pm, after the Pledge of Allegiance Roll was called.

Commissioners Present:

Russ Jeffries – President
Vince Ferrante – Secretary
James Goulart – Commissioner
Liz Soto – Commissioner

Commissioners Absent:

Tony Leonardini – Vice President

Staff Present:

Tommy Razzeca – General Manager
Mike Rodriguez – District Counsel
Shay Shaw – Administrative Assistant

C. PRESIDENT'S REMARKS

The President announced that the Board met in Closed Session and no decisions were made; direction was given to the General Manager and District Counsel.

D. PUBLIC COMMENTS

Darryl Kenyon of Mid Coast Commercial Real Estate provide information to the Board related to his client who is interested in subleasing the former Sea Harvest restaurant building.

K. NORTH HARBOR BUILDING UPDATE

22. Alison Goss of Mahoney & Associates provided an update and answered questions regarding the listing of the Districts new North Harbor Building.

E. ELECTION OF OFFICERS

4. A nomination was made by Commissioner Ferrante to elect the following slate of officers: President – Russ Jeffries, Vice President – Tony Leonardini and Secretary – Vince Ferrante. Commissioner Ferrante then made a motion to close the nominations, second by Commissioner Soto: The motion passed on a roll call vote 3-0-1 (Commissioner Leonardini was absent). A motion was made by Commissioner Goulart, seconded by Commissioner Soto to elect the following slate of officers: President – Russ Jeffries, Vice President – Tony Leonardini and Secretary – Vince Ferrante: The motion passed on a roll – call vote 3-0-1 (Commissioner Leonardini was absent)

F. 2020 COMMITTEE APPOINTMENTS

5. President Jeffries appointed members of the Board to the various District committees:

- a. Elkhorn Slough Advisory Committee – Leonardini
- b. Liveaboard Committee – Goulart/ Soto
- c. Harbor Improvement Committee – Goulart/ Soto
- d. Real Property Committee I – Jeffries/ Leonardini
- e. Real Property Committee II – Ferrante/Goulart
- f. Special Districts/LAFCO – Jeffries/ Ferrante
- g. Personnel Committee – Ferrante/ Jeffries
- h. Finance Committee – Ferrante/ Soto
- i. Ad Hoc Budget Committee – Leonardini/ Goulart

G. CONSENT CALENDAR

6. Approval of the December 11, 2019 Special Meeting Minutes. A motion was made by Commissioner Jeffries, seconded by Commissioner Ferrante, to approve the December 11, 2019 Special Meeting Minutes. The motion passes 3-0-1-1. (Commissioner Soto abstained, Commissioner Leonardini was absent)

H. FINANCIAL REPORT

7. Financial report month ending December 31, 2019. GM Razzeca gave the highlights. A motion was made by Commissioner Goulart, seconded by Commissioner Soto to accept the financial report. The motion passed 4-0-1 (Commissioner Leonardini was absent)

I. MANAGER'S REPORTS

The General Manager provided written reports on the below subjects.

8. Projects Status/Update – Commissioner Goulart asked why a new traffic study would be needed and what the associated costs of the study would be. GM Razzeca responded that as of now we do not know if a traffic study will be needed or not, we are awaiting additional direction from the County of Monterey and Caltrans.

9. Summary of Permits Issued – written report/no questions

10. Meeting Announcements – written report/no questions

11. Assigned Liveaboard Report - written report/no questions

12. Slip Income Report - written report/no questions

13. Incident Report – Commissioner Soto asked if our contractor was responsible the incidents that occurred in the Harbor while dredging. GM Razzeca replied that they are responsible for the damage caused to the District pile and that a claim was being filed.

J. COMMITTEE REPORTS

14. Finance Committee – Ferrante/Goulart – nothing to report

15. Elkhorn Slough Advisory Committee – Leonardini – nothing to report

16. Special Districts – Jeffries/Ferrante – President Jeffries and Commissioner Ferrante attending a Special Districts Association of Monterey County meeting where there was a presentation by Streamline related to website ADA compliance.

17. Liveaboard Committee – Jeffries/ Goulart – nothing to report

18. Harbor Improvement Committee – Goulart – nothing to report

19. Real Property Committee I – Jeffries/Leonardini – nothing to report

21. Meetings attended by Commissioners at District expense since the last regular meeting of the Board (AB1234 requirements). Such reports may be oral or written. President Jeffries and Commissioner Ferrante attended a Special Districts Association of Monterey County meeting.

K. NORTH HARBOR BUILDING UPDATE

22. President had moved this item up on the agenda and it was heard after public comment.

L. NEW BUSINESS

23 - ITEM. Consider adopting Ordinance No. 207 "An Ordinance of the Board of Harbor Commissioners of the Moss Landing Harbor District Amending Section 26.300 - "Construction Permit" of Chapter 23 - "Permit Requirements and Procedures" of the Moss Landing Harbor District Ordinance Code."

a. Staff report –GM Razzeca gave the report

b. Public comment - None

c. Board discussion- President Jeffries pointed out that the language proposed to be added by Ordinance No. 207 was added to reflect our responsibilities as set out in the Districts enabling legislation. President Jeffries also asked that the Ordinance No. 207 also add reference to the Salinas River channel.

d. Board action - A Motion was made by Commissioner Soto, seconded by Commissioner Goulart, to adopt Ordinance No. 207 amending Code Section 26.300 to require a MLHD construction permit for construction or repair projects, including infill and restoration projects, performed in, upon or under lands, marshes, tidelands and submerged lands, including the Bennett, Elkhorn and Moro Cojo sloughs and old Salinas River channel held in trust by the District. The motion passed unanimously on a roll-call vote 4-0-1 (Commissioner Leonardini was absent)

M. COMMISSIONERS COMMENTS AND CONCERNS

None.

N. ADJOURNMENT

The meeting adjourned at 8:37pm

Respectfully submitted,

Vince Ferrante, Secretary
Board of Harbor Commissioners

ATTEST:

Tommy Razzeca, Deputy Secretary
Board of Harbor Commissioners

Moss Landing Harbor District
Balance Sheet
As of January 31, 2020

| | Jan 31, 20 | Jan 31, 19 | \$ Change | % Change |
|---|--------------------|--------------------|------------------|-------------|
| ASSETS | | | | |
| Current Assets | | | | |
| Checking/Savings | | | | |
| 1002 · Petty Cash | 500 | 500 | | |
| 1009 · Union - Operating | 2,093,633 | 76,950 | 2,016,683 | 2,621% |
| 1010 · Union - M.M. | 8,361 | 3,427,720 | -3,419,359 | -100% |
| 1011 · Union - Payroll | 31,745 | 32,661 | -916 | -3% |
| 1015 · 1st Capital Bank | 1,552,939 | 1,549,837 | 3,102 | 0% |
| 1018 · Union Bank- Trust Account | 1,002,054 | 312,287 | 689,767 | 221% |
| 1020 · Umpqua - Restricted | 1,015,931 | 1,012,018 | 3,913 | 0% |
| Total Checking/Savings | 5,705,163 | 6,411,973 | -706,810 | -11% |
| Accounts Receivable | | | | |
| 11290 · Leases | | | | |
| 1282 · NNN Receivable | 120,371 | 68,892 | 51,479 | 75% |
| Total 11290 · Leases | 120,371 | 68,892 | 51,479 | 75% |
| 1200 · Marina Receivables | 122,569 | 143,673 | -21,104 | -15% |
| 1201 · Marina - Allow for Bad Debt | -39,875 | -39,875 | | |
| Total Accounts Receivable | 203,065 | 172,690 | 30,375 | 18% |
| Other Current Assets | | | | |
| 1271 · Prepaid Expenses | | | | |
| 1270 · Insurance | 25,967 | 26,906 | -939 | -3% |
| 1280 · Other | 7,496 | 20,000 | -12,504 | -63% |
| Total 1271 · Prepaid Expenses | 33,463 | 46,906 | -13,443 | -29% |
| Total Other Current Assets | 33,463 | 46,906 | -13,443 | -29% |
| Total Current Assets | 5,941,691 | 6,631,569 | -689,878 | -10% |
| Fixed Assets | | | | |
| 1650 · Construction in Progress | 4,554,742 | 2,350,423 | 2,204,319 | 94% |
| 1670 · Equipment | 453,356 | 823,611 | -370,255 | -45% |
| 1700 · Improvements | | | | |
| 1710 · NH Buildings & Improvements | 7,157,639 | 7,871,280 | -713,641 | -9% |
| 1720 · NH Floating Docks | 524,675 | 524,675 | | |
| 1725 · NH Offsite Improvements | 632,218 | 632,218 | | |
| 1730 · SH Buildings & Improvements | 8,160,807 | 8,281,705 | -120,898 | -1% |
| 1740 · SH Floating Docks | 9,457,184 | 9,460,727 | -3,543 | |
| Total 1700 · Improvements | 25,932,523 | 26,770,605 | -838,082 | -3% |
| 1800 · Less - Depreciation | | | | |
| 1805 · Equipment | -421,103 | -781,699 | 360,596 | 46% |
| 1810 · NH Buildings & Improvements | -3,536,337 | -3,913,512 | 377,175 | 10% |
| 1820 · NH Floating Docks | -527,800 | -516,113 | -11,687 | -2% |
| 1825 · NH Offsite Improvements | -486,844 | -468,054 | -18,790 | -4% |
| 1830 · SH Buildings & Improvements | -6,148,522 | -6,114,974 | -33,548 | -1% |
| 1840 · SH Floating Docks | -6,252,023 | -5,842,171 | -409,852 | -7% |
| Total 1800 · Less - Depreciation | -17,372,629 | -17,636,523 | 263,894 | 1% |
| 1900 · Land | 1,642,860 | 1,642,860 | | |
| Total Fixed Assets | 15,210,852 | 13,950,976 | 1,259,876 | 9% |

Moss Landing Harbor District
Balance Sheet
As of January 31, 2020

| | <u>Jan 31, 20</u> | <u>Jan 31, 19</u> | <u>\$ Change</u> | <u>% Change</u> |
|-------------------------------|--------------------------|--------------------------|-----------------------|------------------|
| Other Assets | | | | |
| 1320 - Workers Comp Deposit | 200 | 200 | | |
| 1530 - Principal Financial CS | 7,389 | 7,389 | | |
| Total Other Assets | <u>7,589</u> | <u>7,589</u> | | |
| TOTAL ASSETS | <u><u>21,160,132</u></u> | <u><u>20,590,134</u></u> | <u><u>569,998</u></u> | <u><u>3%</u></u> |

Moss Landing Harbor District
Balance Sheet
As of January 31, 2020

| | <u>Jan 31, 20</u> | <u>Jan 31, 19</u> | <u>\$ Change</u> | <u>% Change</u> |
|---|--------------------------|--------------------------|-----------------------|------------------|
| LIABILITIES & EQUITY | | | | |
| Liabilities | | | | |
| Current Liabilities | | | | |
| Accounts Payable | | | | |
| 2010 · Accounts Payable | -77,246 | 141,491 | -218,737 | -155% |
| Total Accounts Payable | <u>-77,246</u> | <u>141,491</u> | <u>-218,737</u> | <u>-155%</u> |
| Other Current Liabilities | | | | |
| 2013 · Accrued Expenses | | 106,021 | -106,021 | -100% |
| 2020 · Accrued Salaries Payable | 8,580 | 7,150 | 1,430 | 20% |
| 2021 · Accrued Vacation | 21,810 | 90,718 | -68,908 | -76% |
| 2023 · Accrued Payroll Taxes | 561 | 561 | | |
| 2030 · Customer Deposits | 316,489 | 306,472 | 10,017 | 3% |
| 2051 · Note Interest Payable | | | | |
| 2062 · Umpqua Accrued Interest | 46,872 | 49,252 | -2,380 | -5% |
| Total 2051 · Note Interest Payable | <u>46,872</u> | <u>49,252</u> | <u>-2,380</u> | <u>-5%</u> |
| 2080 · Prepaid Berth Fees | 185,773 | 135,005 | 50,768 | 38% |
| 2082 · MLCP Cost Reimb. Deposit | 80,048 | 1,379 | 78,669 | 5,705% |
| 2086 · Prepaid Leases | | | | |
| 20861 · Duke | 18,779 | 16,828 | 1,951 | 12% |
| 20862 · MBARI | 2,544 | 2,703 | -159 | -6% |
| Total 2086 · Prepaid Leases | <u>21,323</u> | <u>19,531</u> | <u>1,792</u> | <u>9%</u> |
| 2087 · Lease Deposits | 18,236 | 17,047 | 1,189 | 7% |
| Total Other Current Liabilities | <u>699,692</u> | <u>733,136</u> | <u>-33,444</u> | <u>-5%</u> |
| Total Current Liabilities | <u>622,446</u> | <u>874,627</u> | <u>-252,181</u> | <u>-29%</u> |
| Long Term Liabilities | | | | |
| 2805 · Umpqua Loan | 2,908,858 | 3,298,374 | -389,516 | -12% |
| Total Long Term Liabilities | <u>2,908,858</u> | <u>3,298,374</u> | <u>-389,516</u> | <u>-12%</u> |
| Total Liabilities | <u>3,531,304</u> | <u>4,173,001</u> | <u>-641,697</u> | <u>-15%</u> |
| Equity | | | | |
| 3020 · Retained Net Assets | 6,456,231 | 6,456,231 | | |
| 3050 · Prior Year Earnings | 11,690,585 | 10,752,657 | 937,928 | 9% |
| Net Income | -517,988 | -791,755 | 273,767 | 35% |
| Total Equity | <u>17,628,828</u> | <u>16,417,133</u> | <u>1,211,695</u> | <u>7%</u> |
| TOTAL LIABILITIES & EQUITY | <u><u>21,160,132</u></u> | <u><u>20,590,134</u></u> | <u><u>569,998</u></u> | <u><u>3%</u></u> |

Moss Landing Harbor District
Statement of Cash Flows
July 2019 through January 2020

Jul '19 - Jan 20

| OPERATING ACTIVITIES | |
|--|------------------|
| Net Income | -439,324 |
| Adjustments to reconcile Net Income to net cash provided by operations: | |
| 1200 · Marina Receivables | 4,839 |
| 1201 · Marina - Allow for Bad Debt | 14,875 |
| 11290 · Leases:1282 · NNN Receivable | -25,965 |
| 11290 · Leases:1284 · Local Bounty | 1,230 |
| 1271 · Prepaid Expenses:1270 · Insurance | -25,967 |
| 1271 · Prepaid Expenses:1280 · Other | 90,565 |
| 1800 · Less - Depreciation:1805 · Equipment | 10,201 |
| 1800 · Less - Depreciation:1810 · NH Buildings & Improvements | 129,497 |
| 1800 · Less - Depreciation:1820 · NH Floating Docks | 6,018 |
| 1800 · Less - Depreciation:1825 · NH Offsite Improvements | 14,691 |
| 1800 · Less - Depreciation:1830 · SH Buildings & Improvements | 104,389 |
| 1800 · Less - Depreciation:1840 · SH Floating Docks | 207,200 |
| 2010 · Accounts Payable | -373,316 |
| 2020 · Accrued Salaries Payable | 0 |
| 2030 · Customer Deposits | 748 |
| 2080 · Prepaid Berth Fees | 33,196 |
| 2086 · Prepaid Leases:20861 · Duke | -39,458 |
| 2086 · Prepaid Leases:20862 · MBARI | -16,186 |
| 2087 · Lease Deposits | 1,190 |
| 2013 · Accrued Expenses | -164,770 |
| 2051 · Note Interest Payable:2062 · Umpqua Accrued Interest | 7,702 |
| 2082 · MLCP Cost Reimb. Deposit | 80,048 |
| Net cash provided by Operating Activities | -378,597 |
| FINANCING ACTIVITIES | |
| 2605 · Umpqua Loan | -389,516 |
| Net cash provided by Financing Activities | -389,516 |
| Net cash Increase for period | -768,113 |
| Cash at beginning of period | 6,473,280 |
| Cash at end of period | 5,705,167 |

Moss Landing Harbor District
Profit & Loss Budget vs. Actual
July 2019 through January 2020

| | <u>Jul '19 - Jan 20</u> | <u>Budget</u> | <u>\$ Over Budget</u> | <u>% of Budget</u> |
|---|-------------------------|------------------|-----------------------|--------------------|
| Ordinary Income/Expense | | | | |
| Income | | | | |
| 4000 · MARINA REVENUES | | | | |
| 4100 · Berthing Income | | | | |
| 4110 · Assigned Berthing | 978,063 | 1,019,865 | -41,802 | 96% |
| 4112 · Qtrly/Annual Discount | -865 | -1,313 | 448 | 66% |
| 4113 · Commercial Vessel Dscnt | -7,248 | -7,000 | -248 | 104% |
| 4114 · Away (1 mnth) Dscnt | -792 | -1,313 | 521 | 60% |
| 4115 · Temporary Berthing | 132,483 | 147,231 | -14,748 | 90% |
| 4120 · Liveaboard Fees | 75,183 | 70,525 | 4,658 | 107% |
| 4130 · Transient Berthing | 23,219 | 18,600 | 4,619 | 125% |
| 4140 · Non Operable Surcharge | | | | |
| 4220 · Wait List | 4,075 | 5,250 | -1,175 | 78% |
| 4260 · Towing - Intra Harbor | 150 | 350 | -200 | 43% |
| 4270 · Pumpouts | 1,250 | 400 | 850 | 313% |
| 4280 · Late Fees | 20,130 | 17,500 | 2,630 | 115% |
| 4282 · Recovered Lien Costs | 1,265 | 600 | 665 | 211% |
| Total 4100 · Berthing Income | 1,226,913 | 1,270,695 | -43,782 | 97% |
| 4200 · Other Income - Operations | | | | |
| 4225 · Merchandise | 222 | 250 | -28 | 89% |
| 4230 · SH Parking | 74,964 | 73,600 | 1,364 | 102% |
| 4285 · Dog Fee | 815 | 385 | 430 | 212% |
| 4290 · Misc | 350 | 1,085 | -735 | 32% |
| Total 4200 · Other Income - Operations | 76,351 | 75,320 | 1,031 | 101% |
| Total 4000 · MARINA REVENUES | 1,303,264 | 1,346,015 | -42,751 | 97% |

Moss Landing Harbor District
Profit & Loss Budget vs. Actual
July 2019 through January 2020

| Expense | Jul '19 - Jan 20 | Budget | \$ Over Budget | % of Budget |
|--|------------------|----------------|----------------|-------------|
| 5200 · General & Administrative | | | | |
| 5100 · Advertising | 3,930 | 3,000 | 930 | 131% |
| 5210 · Dues & Subscriptions | 5,696 | 3,681 | 2,015 | 155% |
| 5220 · Office Supplies | | | | |
| 5223 · Administration | 3,251 | 2,288 | 963 | 142% |
| 5225 · Operations | 3,364 | 6,776 | -3,412 | 50% |
| Total 5220 · Office Supplies | 6,615 | 9,064 | -2,449 | 73% |
| 5230 · Postage & Equip Lease | | | | |
| 5232 · Meter Lease | 416 | 304 | 112 | 137% |
| 5235 · Postage | 179 | 338 | -159 | 53% |
| Total 5230 · Postage & Equip Lease | 595 | 642 | -47 | 93% |
| 5240 · Copier Lease & Supplies | | | | |
| 5242 · Copier Lease | 1,825 | 2,148 | -323 | 85% |
| Total 5240 · Copier Lease & Supplies | 1,825 | 2,148 | -323 | 85% |
| 5250 · Telephone & Communications | | | | |
| 5253 · Administration | 7,849 | 7,052 | 797 | 111% |
| 5255 · Operations | 738 | 812 | -74 | 91% |
| Total 5250 · Telephone & Communications | 8,587 | 7,864 | 723 | 109% |
| 5260 · Professional Services | | | | |
| 5262 · Accounting | 24,150 | 24,500 | -350 | 99% |
| 5263 · Audit fees | 16,500 | 18,000 | -1,500 | 92% |
| 5265 · Legal | 30,280 | 58,333 | -28,053 | 52% |
| 5268 · Computer Consulting | 1,240 | 200 | 1,040 | 620% |
| 5269 · Payroll Processing | 2,577 | 2,160 | 417 | 119% |
| Total 5260 · Professional Services | 74,747 | 103,193 | -28,446 | 72% |
| 5290 · Credit Card Fees | 10,726 | 9,211 | 1,515 | 116% |
| 5921 · Internet Billing Service | 1,700 | 1,562 | 138 | 109% |
| Total 5200 · General & Administrative | 114,421 | 140,365 | -25,944 | 82% |
| 5300 · Personnel | | | | |
| 5310 · Salaries | | | | |
| 5313 · Administration | 80,989 | 118,702 | -37,713 | 68% |
| 5315 · Operations | 110,416 | 92,579 | 17,837 | 119% |
| 5318 · Maintenance | 89,018 | 86,594 | 2,424 | 103% |
| Total 5310 · Salaries | 280,423 | 297,875 | -17,452 | 94% |
| 5330 · Payroll Taxes | | | | |
| 5333 · Administration | 6,045 | 9,081 | -3,036 | 67% |
| 5335 · Operations | 8,447 | 7,172 | 1,275 | 118% |
| 5338 · Maintenance | 6,936 | 6,624 | 312 | 105% |
| Total 5330 · Payroll Taxes | 21,428 | 22,877 | -1,449 | 94% |
| 5340 · Employee Benefits | | | | |
| 5342 · Vehicle Allowance | | | | |
| 5343 · Administration | 25,497 | 21,252 | 4,245 | 120% |
| 5345 · Operations | 3,328 | | | |
| 5348 · Maintenance | 30,338 | 35,291 | -4,953 | 86% |

Moss Landing Harbor District
Profit & Loss Budget vs. Actual
July 2019 through January 2020

| | <u>Jul '19 - Jan 20</u> | <u>Budget</u> | <u>\$ Over Budget</u> | <u>% of Budget</u> |
|--|-------------------------|------------------|-----------------------|--------------------|
| Total 5340 · Employee Benefits | 59,163 | 56,543 | 2,620 | 105% |
| 5350 · Workers Compensation | | | | |
| 5353 · Administration | 2,100 | 1,371 | 729 | 153% |
| 5355 · Operations | 3,716 | 5,045 | -1,329 | 74% |
| 5358 · Maintenance | 4,669 | 11,990 | -7,321 | 39% |
| Total 5350 · Workers Compensation | <u>10,485</u> | <u>18,406</u> | <u>-7,921</u> | <u>57%</u> |
| 5360 · Education & Training | | | | |
| 5363 · Administration | 920 | 2,000 | -1,080 | 46% |
| Total 5360 · Education & Training | <u>920</u> | <u>2,000</u> | <u>-1,080</u> | <u>46%</u> |
| Total 5300 · Personnel | <u>372,419</u> | <u>397,701</u> | <u>-25,282</u> | <u>94%</u> |
| 5400 · Insurance | | | | |
| 5410 · Liability Insurance | 72,271 | 76,633 | -4,362 | 94% |
| Total 5400 · Insurance | <u>72,271</u> | <u>76,633</u> | <u>-4,362</u> | <u>94%</u> |
| 5500 · Utilities | | | | |
| 5510 · Garbage | 55,085 | 30,917 | 24,168 | 178% |
| 5520 · Gas and Electric | 140,000 | 140,000 | | 100% |
| 5530 · Water | 23,188 | 18,667 | 4,521 | 124% |
| 5540 · Sewer | 20,279 | 23,333 | -3,054 | 87% |
| Total 5500 · Utilities | <u>238,552</u> | <u>212,917</u> | <u>25,635</u> | <u>112%</u> |
| 5600 · Operating Supplies | | | | |
| 5610 · Vehicles | 4,701 | 5,833 | -1,132 | 81% |
| 5625 · Operations | 11,022 | 11,667 | -645 | 94% |
| Total 5600 · Operating Supplies | <u>15,723</u> | <u>17,500</u> | <u>-1,777</u> | <u>90%</u> |
| 5700 · Depreciation | 275,331 | 275,625 | -294 | 100% |
| 5800 · Repairs & Maintenance | | | | |
| 5810 · Vehicles | 1,444 | 235 | 1,209 | 614% |
| 5830 · Equip Rental | 2,919 | 3,140 | -221 | 93% |
| 5850 · Repair Materials | 32,437 | 49,125 | -16,688 | 66% |
| 5860 · Outside Service Contracts | 38,787 | 40,833 | -2,046 | 95% |
| 5870 · Derelict Disposal | 17,402 | 30,000 | -12,598 | 58% |
| Total 5800 · Repairs & Maintenance | <u>92,989</u> | <u>123,333</u> | <u>-30,344</u> | <u>75%</u> |
| 5900 · Financial Expenses | | | | |
| 5990 · Bad Debt | 14,875 | 14,583 | 292 | 102% |
| Total 5900 · Financial Expenses | <u>14,875</u> | <u>14,583</u> | <u>292</u> | <u>102%</u> |
| Total · MARINA EXPENSES | <u>1,196,581</u> | <u>1,258,657</u> | <u>-62,076</u> | <u>95%</u> |
| Net Ordinary Income - Marina Operations | <u>106,683</u> | <u>87,358</u> | <u>19,325</u> | <u>122%</u> |

Moss Landing Harbor District
Profit & Loss Budget vs. Actual
July 2019 through January 2020

| | <u>Jul '19 - Jan 20</u> | <u>Budget</u> | <u>\$ Over Budget</u> | <u>% of Budget</u> |
|--|-------------------------|----------------|-----------------------|--------------------|
| 4400 · LEASE AND OTHER INCOME | | | | |
| 4050 · Trust Lands Lease Revenue | | | | |
| 4051 · Dynegy Outfall | 39,458 | 40,783 | -1,325 | 97% |
| 4053 · MBARI | 16,186 | 16,822 | -636 | 96% |
| Total 4050 · Trust Lands Lease Revenue | <u>55,644</u> | <u>57,605</u> | <u>-1,961</u> | <u>97%</u> |
| 4500 · Leases | | | | |
| 4502 · Cannery Building | | | | |
| 4517 · Suite 2 | 19,480 | 23,337 | -3,857 | 83% |
| 4504 · Suite 3 | 61,562 | 54,014 | 7,548 | 114% |
| 4511 · Suite 1 & 10 | 10,960 | 10,985 | -25 | 100% |
| 4515 · Suite 4 | 52,095 | 52,238 | -143 | 100% |
| 4518 · Suite 5 | 15,544 | 15,078 | 466 | 103% |
| 4510 · Suite 6 | 15,441 | 15,983 | -542 | 97% |
| 4512 · Suite 7 | 4,758 | | | |
| 4503 · Suite 8 | 5,408 | 5,468 | -60 | 99% |
| 4520 · Suite 9 | 4,272 | 4,986 | -714 | 86% |
| 4523 · Canary NNN | 20,440 | 23,333 | -2,893 | 88% |
| Total 4502 · Cannery Building | <u>209,960</u> | <u>205,422</u> | <u>4,538</u> | <u>102%</u> |
| 4530 · RV Lot | 19,971 | 20,026 | -55 | 100% |
| 4540 · Martin & Mason | 24,562 | 26,315 | -1,753 | 93% |
| 4560 · North Harbor | | | | |
| 4562 · Sea Harvest | 23,653 | 22,167 | 1,486 | 107% |
| 4568 · Monterey Bay Kayaks | 33,359 | 23,333 | 10,026 | 143% |
| Total 4560 · North Harbor | <u>57,012</u> | <u>45,500</u> | <u>11,512</u> | <u>125%</u> |
| Total 4500 · Leases | <u>311,505</u> | <u>297,263</u> | <u>14,242</u> | <u>105%</u> |
| 4600 · District Property Taxes | 177,621 | 100,000 | 77,621 | 178% |
| 4700 · Other Revenues & Concessions | | | | |
| 4125 · Amenity Fee | 162,396 | 160,767 | 1,629 | 101% |
| 4126 · Passenger Vessel Fees | 22,706 | 14,583 | 8,123 | 156% |
| 4710 · Vending Activities | | | | |
| 4711 · Washer/Dryer | 4,431 | 5,688 | -1,257 | 78% |
| 4712 · Soda | 281 | 125 | 156 | 225% |
| Total 4710 · Vending Activities | <u>4,712</u> | <u>5,813</u> | <u>-1,101</u> | <u>81%</u> |
| 4720 · Dry Storage | 35,777 | 37,917 | -2,140 | 94% |
| 4725 · North Harbor Use Fee | 71,919 | 41,700 | 30,219 | 172% |
| 4727 · Key Sales | 2,308 | 4,667 | -2,359 | 49% |
| 4730 · NH Washdown | 727 | 1,458 | -731 | 50% |
| 4735 · Camp/RV | 550 | 2,000 | -1,450 | 28% |
| 4740 · Equipment Rental | | 125 | -125 | |
| 4751 · Permits | 864 | 3,000 | -2,136 | 29% |
| 4765 · Faxes, Copies & Postage | 55 | 35 | 20 | 157% |
| 4770 · Surplus Auction/Sales | | 10 | -10 | |
| Total 4700 · Other Revenues & Concessions | <u>302,014</u> | <u>272,075</u> | <u>29,939</u> | <u>111%</u> |
| 4800 · Interest | | | | |
| 4841 · Union Bank Interest | 164 | 146 | 18 | 112% |

Moss Landing Harbor District
Profit & Loss Budget vs. Actual
July 2019 through January 2020

| | Jul '19 - Jan 20 | Budget | \$ Over Budget | % of Budget |
|---|-------------------|-------------------|----------------|-------------|
| 4843 · First Capital Bank | 1,845 | 875 | 970 | 211% |
| 4846 · Umpqua Interest | 2,221 | 875 | 1,346 | 254% |
| Total 4800 · Interest | 4,230 | 1,896 | 2,334 | 223% |
| Total 4400 · LEASE AND OTHER INCOME | 851,014 | 728,839 | 122,175 | 117% |
| 7000 · LEASE AND OTHER EXPENSES | | | | |
| 7100 · Interest Expense | | | | |
| 7134 · Umpqua Accrued Interest | 54,704 | 51,598 | 3,106 | 106% |
| Total 7100 · Interest Expense | 54,704 | 51,598 | 3,106 | 106% |
| 7200 · Other Financial Expenses | | | | |
| 7221 · CSDA Dues | 7,077 | 6,800 | 277 | 104% |
| 7230 · LAFO Administrative Charges | 6,357 | 6,411 | -54 | 99% |
| Total 7200 · Other Financial Expenses | 13,434 | 13,211 | 223 | 102% |
| 5700 · Depreciation | 275,331 | 275,625 | -294 | 100% |
| 7300 · Commissioner Expenses | | | | |
| 7320 · Monthly Stipend | 7,900 | 7,583 | 317 | 104% |
| 7321 · Employer Payroll Taxes | 604 | 583 | 21 | 104% |
| 7330 · Incurred Expenses | 2,319 | 583 | 1,736 | 398% |
| Total 7300 · Commissioner Expenses | 10,823 | 8,749 | 2,074 | 124% |
| Total 7000 · LEASE AND OTHER EXPENSES | 354,292 | 349,183 | 5,109 | 101% |
| Net Ordinary Income - Lease & Other Operations | 496,722 | 379,656 | 117,066 | 131% |
| Net Ordinary Income - Combined Operations | 603,405 | 467,014 | 136,391 | 129% |
| Other Income/Expense | | | | |
| Other Income | | | | |
| 8001 · Cost Reimbursements | | | | |
| 8101 · Revenue from reimbursements | 19,953 | | 19,953 | 100% |
| 8201 · Reimbursable expenses | -19,953 | | -19,953 | 100% |
| Total 8001 · Cost Reimbursements | 0 | | 0 | 0% |
| Total Other Income | 0 | | 0 | 0% |
| Other Expense | | | | |
| 9000 · CAPITAL PROJECT EXPENSES | | | | |
| 5880 · Dredging | 834,905 | 425,000 | 409,905 | 196% |
| 9309 · New NH Building | 300,398 | 700,000 | -399,602 | 43% |
| 9440 · NH Shoreline (North) | -13,910 | | | |
| Total 9000 · CAPITAL PROJECT EXPENSES | 1,121,393 | 1,125,000 | -3,607 | 100% |
| Total Other Expense | 1,121,393 | 1,125,000 | -3,607 | 100% |
| Net Other Income | -1,121,393 | -1,125,000 | 3,607 | 100% |
| Net Income | -517,988 | -657,986 | 139,998 | 79% |

Moss Landing Harbor District
Profit & Loss YTD Comparison
July 2019 through January 2020

| | <u>Jul '19 - Jan 20</u> | <u>Jul '18 - Jan 19</u> | <u>\$ Change</u> | <u>% Change</u> |
|---|-------------------------|-------------------------|------------------|-----------------|
| Ordinary Income/Expense | | | | |
| Income | | | | |
| 4000 · MARINA REVENUES | | | | |
| 4100 · Berthing Income | | | | |
| 4110 · Assigned Berthing | 978,063 | 955,019 | 23,044 | 2% |
| 4112 · Qtrly/Annual Discount | -865 | -802 | -63 | -8% |
| 4113 · Commercial Vessel Dscnt | -7,248 | -8,221 | 973 | 12% |
| 4114 · Away (1 mnth) Dscnt | -792 | -862 | 70 | 8% |
| 4115 · Temporary Berthing | 132,483 | 163,354 | -30,871 | -19% |
| 4120 · Liveaboard Fees | 75,183 | 69,650 | 5,533 | 8% |
| 4130 · Transient Berthing | 23,219 | 22,024 | 1,195 | 5% |
| 4220 · Wait List | 4,075 | 4,975 | -900 | -18% |
| 4260 · Towing - Intra Harbor | 150 | 300 | -150 | -50% |
| 4270 · Pumpouts | 1,250 | | 1,250 | 100% |
| 4280 · Late Fees | 20,130 | 24,357 | -4,227 | -17% |
| 4282 · Recovered Lien Costs | 1,265 | 2,845 | -1,580 | -56% |
| Total 4100 · Berthing Income | <u>1,226,913</u> | <u>1,232,639</u> | <u>-5,726</u> | <u>-0%</u> |
| 4200 · Other Income - Operations | | | | |
| 4225 · Merchandise | 222 | 41 | 181 | 441% |
| 4230 · SH Parking | 74,964 | 64,415 | 10,549 | 16% |
| 4265 · Dog Fee | 815 | 738 | 77 | 10% |
| 4290 · Misc | 350 | 1,320 | -970 | -73% |
| Total 4200 · Other Income - Operations | <u>76,351</u> | <u>66,514</u> | <u>9,837</u> | <u>15%</u> |
| Total 4000 · MARINA REVENUES | <u>1,303,264</u> | <u>1,299,153</u> | <u>4,111</u> | <u>0%</u> |

Moss Landing Harbor District
Profit & Loss YTD Comparison
July 2019 through January 2020

| | Jul '19 - Jan 20 | Jul '18 - Jan 19 | \$ Change | % Change |
|--|------------------|------------------|----------------|-------------|
| Expense | | | | |
| 5200 · General & Administrative | | | | |
| 5100 · Advertising | 3,930 | 1,896 | 2,034 | 107% |
| 5210 · Dues & Subscriptions | 5,696 | 2,996 | 2,700 | 90% |
| 5220 · Office Supplies | | | | |
| 5223 · Administration | 3,251 | 2,267 | 984 | 43% |
| 5225 · Operations | 3,364 | 7,198 | -3,834 | -53% |
| Total 5220 · Office Supplies | 6,615 | 9,465 | -2,850 | -30% |
| 5230 · Postage & Equip Lease | | | | |
| 5232 · Meter Lease | 416 | 388 | 28 | 7% |
| 5235 · Postage | 179 | | 179 | 100% |
| Total 5230 · Postage & Equip Lease | 595 | 388 | 207 | 53% |
| 5240 · Copier Lease & Supplies | | | | |
| 5242 · Copier Lease | 1,825 | 2,062 | -237 | -11% |
| Total 5240 · Copier Lease & Supplies | 1,825 | 2,062 | -237 | -11% |
| 5250 · Telephone & Communications | | | | |
| 5253 · Administration | 7,849 | 7,124 | 725 | 10% |
| 5255 · Operations | 738 | 496 | 242 | 49% |
| Total 5250 · Telephone & Communications | 8,587 | 7,620 | 967 | 13% |
| 5260 · Professional Services | | | | |
| 5262 · Accounting | 24,150 | 21,511 | 2,639 | 12% |
| 5263 · Audit fees | 16,500 | 15,500 | 1,000 | 6% |
| 5265 · Legal | 30,280 | 36,433 | -6,153 | -17% |
| 5268 · Computer Consulting | 1,240 | 170 | 1,070 | 629% |
| 5269 · Payroll Processing | 2,577 | 2,237 | 340 | 15% |
| Total 5260 · Professional Services | 74,747 | 75,851 | -1,104 | -1% |
| 5290 · Credit Card Fees | 10,726 | 8,854 | 1,872 | 21% |
| 5921 · Internet Billing Service | 1,700 | 1,285 | 415 | 32% |
| Total 5200 · General & Administrative | 114,421 | 110,417 | 4,004 | 4% |
| 5300 · Personnel | | | | |
| 5310 · Salaries | | | | |
| 5313 · Administration | 80,989 | 156,715 | -75,726 | -48% |
| 5315 · Operations | 110,416 | 80,662 | 29,754 | 37% |
| 5318 · Maintenance | 89,018 | 66,485 | 22,533 | 34% |
| Total 5310 · Salaries | 280,423 | 303,862 | -23,439 | -8% |
| 5330 · Payroll Taxes | | | | |
| 5333 · Administration | 6,045 | 10,013 | -3,968 | -40% |
| 5335 · Operations | 8,447 | 6,171 | 2,276 | 37% |
| 5338 · Maintenance | 6,936 | 5,086 | 1,850 | 36% |
| Total 5330 · Payroll Taxes | 21,428 | 21,270 | 158 | 1% |
| 5340 · Employee Benefits | | | | |
| 5342 · Vehicle Allowance | | 2,800 | -2,800 | -100% |
| 5343 · Administration | 25,497 | 37,452 | -11,955 | -32% |
| 5345 · Operations | 3,328 | 1,071 | 2,257 | 211% |
| 5348 · Maintenance | 30,338 | 24,746 | 5,592 | 23% |

Moss Landing Harbor District
Profit & Loss YTD Comparison
July 2019 through January 2020

| | Jul '19 - Jan 20 | Jul '18 - Jan 19 | \$ Change | % Change |
|--|------------------|------------------|-----------|----------|
| Total 5340 · Employee Benefits | 59,163 | 66,069 | -6,906 | -10% |
| 5350 · Workers Compensation | | | | |
| 5353 · Administration | 2,100 | 2,000 | 100 | 5% |
| 5355 · Operations | 3,716 | 3,922 | -206 | -5% |
| 5358 · Maintenance | 4,669 | 4,991 | -322 | -6% |
| Total 5350 · Workers Compensation | 10,485 | 10,913 | -428 | -4% |
| 5360 · Education & Training | | | | |
| 5363 · Administration | 920 | 1,225 | -305 | -25% |
| Total 5360 · Education & Training | 920 | 1,225 | -305 | -25% |
| Total 5300 · Personnel | 372,419 | 403,339 | -30,920 | -8% |
| 5400 · Insurance | | | | |
| 5410 · Liability Insurance | 72,271 | 74,393 | -2,122 | -3% |
| Total 5400 · Insurance | 72,271 | 74,393 | -2,122 | -3% |
| 5500 · Utilities | | | | |
| 5510 · Garbage | 55,085 | 32,717 | 22,368 | 68% |
| 5520 · Gas and Electric | 140,000 | 108,685 | 31,315 | 29% |
| 5530 · Water | 23,188 | 19,077 | 4,111 | 22% |
| 5540 · Sewer | 20,279 | 45,535 | -25,256 | -55% |
| Total 5500 · Utilities | 238,552 | 206,014 | 32,538 | 16% |
| 5600 · Operating Supplies | | | | |
| 5610 · Vehicles | 4,701 | 4,503 | 198 | 4% |
| 5625 · Operations | 11,022 | 11,426 | -404 | -4% |
| Total 5600 · Operating Supplies | 15,723 | 15,929 | -206 | -1% |
| 5700 · Depreciation | 275,332 | 275,332 | 0 | 0% |
| 5800 · Repairs & Maintenance | | | | |
| 5810 · Vehicles | 1,444 | 33 | 1,411 | 4,276% |
| 5830 · Equip Rental | 2,919 | 2,028 | 891 | 44% |
| 5850 · Repair Materials | 32,437 | 31,359 | 1,078 | 3% |
| 5860 · Outside Service Contracts | 38,787 | 31,136 | 7,651 | 25% |
| 5870 · Derelict Disposal | 17,402 | 18,684 | -1,282 | -7% |
| Total 5800 · Repairs & Maintenance | 92,989 | 83,240 | 9,749 | 12% |
| 5900 · Financial Expenses | | | | |
| 5920 · Bank Service Charges | | 4,228 | -4,228 | -100% |
| 5990 · Bad Debt | 14,875 | 14,875 | | |
| Total 5900 · Financial Expenses | 14,875 | 19,103 | -4,228 | -22% |
| Total · MARINA EXPENSES | 1,196,582 | 1,187,767 | 8,815 | 1% |
| Net Ordinary Income - Marina Operations | 106,683 | 111,387 | -4,704 | -4% |

Moss Landing Harbor District
Profit & Loss YTD Comparison
July 2019 through January 2020

| | Jul '19 - Jan 20 | Jul '18 - Jan 19 | \$ Change | % Change |
|--|------------------|------------------|---------------|-------------|
| 4400 · LEASE AND OTHER INCOME | | | | |
| 4050 · Trust Lands Lease Revenue | | | | |
| 4051 · Dynegy Outfall | 39,458 | 39,240 | 218 | 1% |
| 4053 · MBARI | 16,186 | 16,186 | | |
| Total 4050 · Trust Lands Lease Revenue | 55,644 | 55,426 | 218 | 0% |
| 4500 · Leases | | | | |
| 4502 · Cannery Building | | | | |
| 4517 · Suite 2 | 19,480 | 18,754 | 726 | 4% |
| 4504 · Suite 3 | 61,562 | 50,242 | 11,320 | 23% |
| 4511 · Suite 1 & 10 | 10,960 | 10,552 | 408 | 4% |
| 4515 · Suite 4 | 52,095 | 50,154 | 1,941 | 4% |
| 4518 · Suite 5 | 15,544 | 14,648 | 896 | 6% |
| 4510 · Suite 6 | 15,441 | 15,345 | 96 | 1% |
| 4512 · Suite 7 | 4,758 | | 4,758 | 100% |
| 4503 · Suite 8 | 5,408 | 9,000 | -3,592 | -40% |
| 4520 · Suite 9 | 4,272 | 4,801 | -529 | -11% |
| 4523 · Canary NNN | 20,440 | 17,172 | 3,268 | 19% |
| Total 4502 · Cannery Building | 209,960 | 190,668 | 19,292 | 10% |
| 4530 · RV Lot | 19,971 | 19,227 | 744 | 4% |
| 4540 · Martin & Mason | 24,562 | 26,355 | -1,793 | -7% |
| 4560 · North Harbor | | | | |
| 4562 · Sea Harvest | 23,653 | 19,773 | 3,880 | 20% |
| 4568 · Monterey Bay Kayaks | 33,359 | 33,033 | 326 | 1% |
| Total 4560 · North Harbor | 57,012 | 52,806 | 4,206 | 8% |
| Total 4500 · Leases | 311,505 | 289,056 | 22,449 | 8% |
| 4600 · District Property Taxes | 177,621 | 167,656 | 9,965 | 6% |
| 4700 · Other Revenues & Concessions | | | | |
| 4125 · Amenity Fee | 162,396 | 163,636 | -1,240 | -1% |
| 4126 · Passenger Vessel Fees | 22,706 | | 22,706 | 100% |
| 4710 · Vending Activities | | | | |
| 4711 · Washer/Dryer | 4,431 | 5,881 | -1,450 | -25% |
| 4712 · Soda | 281 | 118 | 163 | 138% |
| Total 4710 · Vending Activities | 4,712 | 5,999 | -1,287 | -21% |
| 4720 · Dry Storage | 35,777 | 34,055 | 1,722 | 5% |
| 4725 · North Harbor Use Fee | 71,919 | 56,276 | 15,643 | 28% |
| 4727 · Key Sales | 2,308 | 3,810 | -1,502 | -39% |
| 4730 · NH Washdown | 727 | 642 | 85 | 13% |
| 4735 · Camp/RV | 550 | 200 | 350 | 175% |
| 4740 · Equipment Rental | | | | |
| 4751 · Permits | 864 | 3,121 | -2,257 | -72% |
| 4765 · Faxes, Copies & Postage | 55 | 32 | 23 | 72% |
| Total 4700 · Other Revenues & Concessions | 302,014 | 267,771 | 34,243 | 13% |
| 4800 · Interest | | | | |
| 4841 · Union Bank Interest | 164 | 241 | -77 | -32% |
| 4843 · First Capital Bank | 1,845 | 1,833 | 12 | 1% |

Moss Landing Harbor District
Profit & Loss YTD Comparison
July 2019 through January 2020

| | Jul '19 - Jan 20 | Jul '18 - Jan 19 | \$ Change | % Change |
|---|-------------------|-------------------|-----------------|--------------|
| 4846 · Umpqua Interest | 2,221 | 894 | 1,327 | 148% |
| Total 4800 · Interest | 4,230 | 2,968 | 1,262 | 43% |
| Total 4400 · LEASE AND OTHER INCOME | 851,014 | 782,877 | 68,137 | 9% |
| 7000 · LEASE AND OTHER EXPENSES | | | | |
| 7100 · Interest Expense | | | | |
| 7134 · Umpqua Accrued Interest | 54,704 | 57,987 | -3,283 | -6% |
| Total 7100 · Interest Expense | 54,704 | 57,987 | -3,283 | -6% |
| 7200 · Other Financial Expenses | | | | |
| 7221 · CSDA Dues | 7,077 | 6,740 | 337 | 5% |
| 7230 · LAFO Administrative Charges | 6,357 | 6,160 | 197 | 3% |
| Total 7200 · Other Financial Expenses | 13,434 | 12,900 | 534 | 4% |
| 5700 · Depreciation | 275,331 | 275,329 | 2 | 0% |
| 7300 · Commissioner Expenses | | | | |
| 7320 · Monthly Stipend | 7,900 | 7,500 | 400 | 5% |
| 7321 · Employer Payroll Taxes | 604 | 574 | 30 | 5% |
| 7330 · Incurred Expenses | 2,319 | 946 | 1,373 | 145% |
| Total 7300 · Commissioner Expenses | 10,823 | 9,020 | 1,803 | 20% |
| Total 7000 · LEASE AND OTHER EXPENSES | 354,292 | 355,236 | -944 | 0% |
| Net Ordinary Income - Lease & Other Operations | 496,723 | 427,642 | 69,081 | 16% |
| Net Ordinary Income - Combined Operations | 603,405 | 539,028 | 64,377 | 12% |
| Other Income/Expense | | | | |
| Other Income | | | | |
| 8001 · Cost Reimbursements | | | | |
| 8101 · Revenue from reimbursements | 19,953 | 132,467 | -112,514 | -85% |
| 8201 · Reimbursable expenses | -19,953 | -4,491 | -15,462 | -344% |
| Total 8001 · Cost Reimbursements | 0 | 127,976 | -127,976 | -100% |
| Total Other Income | 0 | 127,976 | -127,976 | -100% |
| Other Expense | | | | |
| 9000 · CAPITAL PROJECT EXPENSES | | | | |
| 5880 · Dredging | 834,905 | 173,096 | 661,809 | 382% |
| 9053 · Dock Maintenance | | 10,806 | -10,806 | -100% |
| 9309 · New NH Building | 300,398 | 1,081,965 | -781,567 | -72% |
| 9310 · NH Hotel | | 70,398 | -70,398 | -100% |
| 9440 · NH Shoreline (North) | -13,910 | 122,494 | -136,404 | -111% |
| Total 9000 · CAPITAL PROJECT EXPENSES | 1,121,393 | 1,458,759 | -337,366 | -23% |
| Total Other Expense | 1,121,393 | 1,458,759 | -337,366 | -23% |
| Net Other Income | -1,121,393 | -1,330,783 | 209,390 | 16% |
| Net Income | -517,988 | -791,755 | 273,767 | 35% |

Moss Landing Harbor District
A/P Aging Summary
As of January 31, 2020

| | <u>Current</u> | <u>1 - 30</u> | <u>31 - 60</u> | <u>61 - 90</u> | <u>> 90</u> | <u>TOTAL</u> |
|--|------------------------|--------------------------|-------------------------|--------------------|--------------------|--------------------------|
| Allied Administrators for Delta Dental | 0.00 | -402.14 | 0.00 | 0.00 | 0.00 | -402.14 |
| Auto Care LifeSaver Towing | 0.00 | 0.00 | 1,654.00 | 0.00 | 0.00 | 1,654.00 |
| Blue Shield of California | 0.00 | -357.20 | 0.00 | 0.00 | 0.00 | -357.20 |
| Byte Technology | 0.00 | 199.50 | 0.00 | 0.00 | 0.00 | 199.50 |
| CalPERS | 0.00 | -5,969.48 | -5,074.48 | 0.00 | 0.00 | -11,043.96 |
| Castroville "ACE" Hardware | 48.79 | 0.00 | 0.00 | 0.00 | 0.00 | 48.79 |
| Central Coast Sign and Design | 1,358.50 | 0.00 | 0.00 | 0.00 | 0.00 | 1,358.50 |
| Central Coast Systems, Inc. | 105.00 | 0.00 | 0.00 | 0.00 | 0.00 | 105.00 |
| Cintas | 443.24 | 0.00 | 0.00 | 0.00 | 0.00 | 443.24 |
| IPFS Corporation | 0.00 | -13,332.32 | 0.00 | 0.00 | 0.00 | -13,332.32 |
| Marc J. Del Piero | 1,250.00 | 0.00 | 0.00 | 0.00 | 0.00 | 1,250.00 |
| MBS Business Systems | 220.44 | 0.00 | 0.00 | 0.00 | 0.00 | 220.44 |
| Pajaro/Sunny Mesa C.S.D. | 2,974.10 | 0.00 | 0.00 | 0.00 | 0.00 | 2,974.10 |
| PG&E | 0.00 | -20,000.00 | 0.00 | 0.00 | 0.00 | -20,000.00 |
| Rabobank | 1,090.13 | 0.00 | 0.00 | 0.00 | 0.00 | 1,090.13 |
| Redshift | 0.00 | -136.85 | 0.00 | 0.00 | 0.00 | -136.85 |
| Social Vocational Services, Inc. | 0.00 | -1,073.57 | 0.00 | 0.00 | 0.00 | -1,073.57 |
| Tim Maricich | 50.00 | 0.00 | 0.00 | 0.00 | 0.00 | 50.00 |
| Tommy Razzerca | 0.00 | -300.00 | 0.00 | 0.00 | 0.00 | -300.00 |
| Umpqua Bank | 0.00 | -41,451.22 | 0.00 | 0.00 | 0.00 | -41,451.22 |
| VALIC | 1,489.81 | 0.00 | 0.00 | 0.00 | 0.00 | 1,489.81 |
| Verizon Wireless | 118.47 | 0.00 | 0.00 | 0.00 | 0.00 | 118.47 |
| Vision Sevlce Plan | 0.00 | -150.33 | 0.00 | 0.00 | 0.00 | -150.33 |
| TOTAL | <u>9,148.48</u> | <u>-82,973.61</u> | <u>-3,420.48</u> | <u>0.00</u> | <u>0.00</u> | <u>-77,245.61</u> |

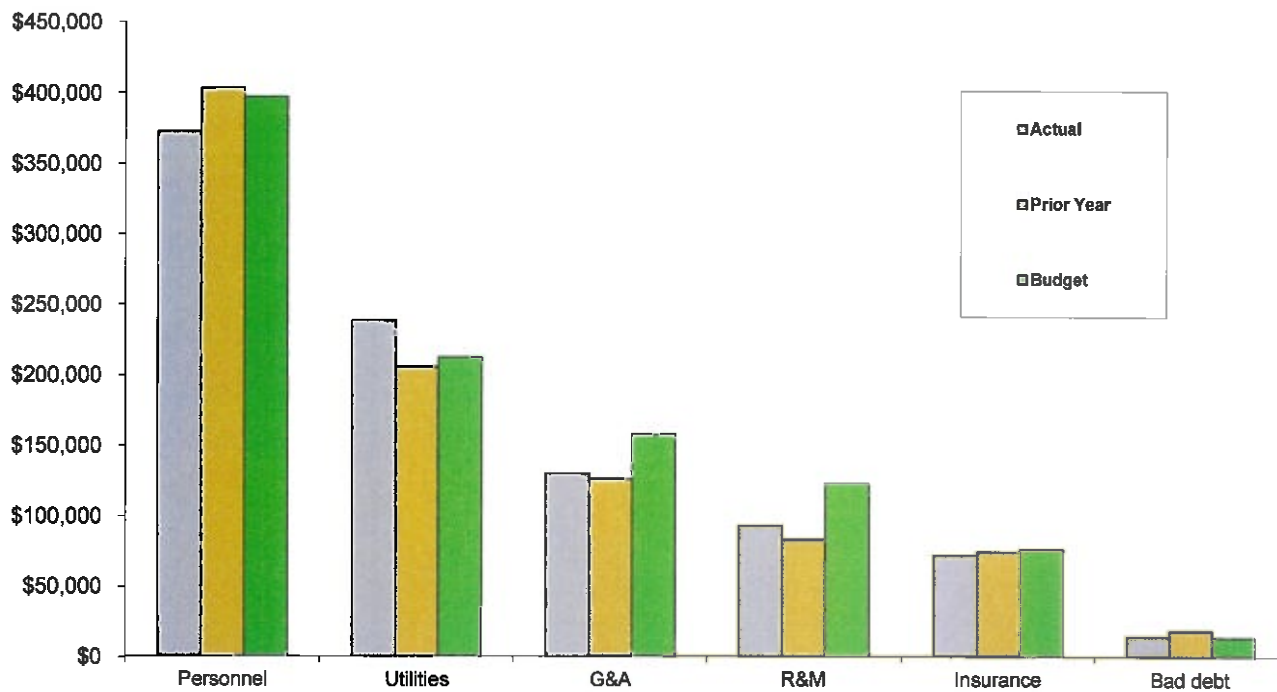
Moss Landing Harbor District
Warrant Listing
As of January 31, 2020

| Type | Date | Num | Name | Amount |
|---------------------------------|------------|-------|--|------------|
| 1009 - Union - Operating | | | | |
| Check | 01/07/2020 | | NPC Merchant Pyrmt Proc | -2,066.36 |
| Check | 01/09/2020 | | Payroll Partners | -641.71 |
| Check | 01/10/2020 | 2862 | Neal Norris | -692.25 |
| Check | 01/10/2020 | 2863 | William Allen | -646.04 |
| Check | 01/10/2020 | 2864 | Dennis Dixon | -167.97 |
| Bill Pmt -Check | 01/13/2020 | 20782 | Allied Administrators for Delta Dental | -402.14 |
| Bill Pmt -Check | 01/13/2020 | 20783 | Ambient Air | -1,315.83 |
| Bill Pmt -Check | 01/13/2020 | 20784 | Aspen Enviornmental Group | -7,675.50 |
| Bill Pmt -Check | 01/13/2020 | 20785 | AT&T | -224.24 |
| Bill Pmt -Check | 01/13/2020 | 20786 | Blue Shield of California | -357.20 |
| Bill Pmt -Check | 01/13/2020 | 20787 | Brian Babcock | -685.00 |
| Bill Pmt -Check | 01/13/2020 | 20788 | Carmel Marina Corporation | -1,030.25 |
| Bill Pmt -Check | 01/13/2020 | 20789 | Cintas | -561.77 |
| Bill Pmt -Check | 01/13/2020 | 20790 | DMV/Lien Sale Section | -80.00 |
| Bill Pmt -Check | 01/13/2020 | 20791 | Icon Building & Developement, Inc. | -6,966.95 |
| Bill Pmt -Check | 01/13/2020 | 20792 | IPFS Corporation | -13,332.32 |
| Bill Pmt -Check | 01/13/2020 | 20793 | Lowell Jones | -500.00 |
| Bill Pmt -Check | 01/13/2020 | 20794 | Marshal Rose | -525.00 |
| Bill Pmt -Check | 01/13/2020 | 20795 | Matko Vranues | -500.00 |
| Bill Pmt -Check | 01/13/2020 | 20796 | MBS Business Systems | -1,102.20 |
| Bill Pmt -Check | 01/13/2020 | 20797 | Moss Landing Chamber of Commerce | -80.00 |
| Bill Pmt -Check | 01/13/2020 | 20798 | Neal Dickey | -550.00 |
| Bill Pmt -Check | 01/13/2020 | 20799 | Pacific Coast Congress | -265.00 |
| Bill Pmt -Check | 01/13/2020 | 20800 | Pajaro Valley Lock Shop | -14.06 |
| Bill Pmt -Check | 01/13/2020 | 20801 | Pajaro/Sunny Mesa C.S.D. | -2,877.98 |
| Bill Pmt -Check | 01/13/2020 | 20802 | PG&E | -20,000.00 |
| Bill Pmt -Check | 01/13/2020 | 20803 | Pitney Bowes Global Financial Svc LLC | -157.55 |
| Bill Pmt -Check | 01/13/2020 | 20804 | Rabobank | -429.88 |
| Bill Pmt -Check | 01/13/2020 | 20805 | Redshift | -136.85 |
| Bill Pmt -Check | 01/13/2020 | 20806 | Ryan Schell | -275.80 |
| Bill Pmt -Check | 01/13/2020 | 20807 | Santa Cruz Compost Company, Inc. | -204.69 |
| Bill Pmt -Check | 01/13/2020 | 20808 | Sea Engineering, Inc. | -1,348.00 |
| Bill Pmt -Check | 01/13/2020 | 20809 | Social Vocational Services, Inc. | -1,073.57 |
| Bill Pmt -Check | 01/13/2020 | 20810 | Sunrise Express | -51.19 |
| Bill Pmt -Check | 01/13/2020 | 20811 | SWRCB | -1,949.00 |
| Bill Pmt -Check | 01/13/2020 | 20812 | ThyssenKrupp Elevator - 042 | -652.13 |
| Bill Pmt -Check | 01/13/2020 | 20813 | Tom's Septic Construction | -524.00 |
| Bill Pmt -Check | 01/13/2020 | 20814 | Tommy Razerca | -300.00 |
| Bill Pmt -Check | 01/13/2020 | 20815 | U.S. Bank | -1,888.23 |
| Bill Pmt -Check | 01/13/2020 | 20816 | Umpqua Bank | -41,451.22 |
| Bill Pmt -Check | 01/13/2020 | 20817 | VALIC | -1,489.81 |
| Bill Pmt -Check | 01/13/2020 | 20818 | Verizon Wireless | -117.08 |
| Bill Pmt -Check | 01/13/2020 | 20819 | Vision Sevice Plan | -150.33 |
| Bill Pmt -Check | 01/13/2020 | 20820 | WASH | -202.08 |

Moss Landing Harbor District
Warrant Listing
As of January 31, 2020

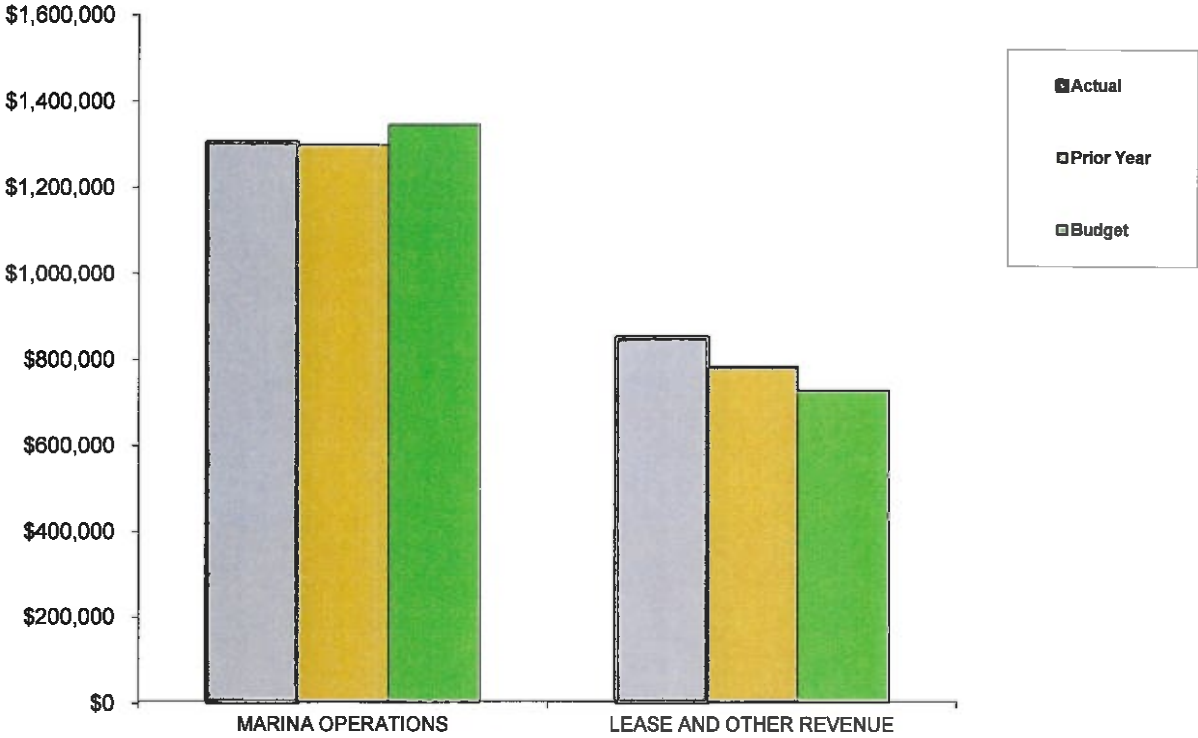
| <u>Type</u> | <u>Date</u> | <u>Num</u> | <u>Name</u> | <u>Amount</u> |
|--------------------------------|-------------|------------|---|--------------------|
| Bill Pmt -Check | 01/13/2020 | 20821 | Carmel Marina Corporation | -500.00 |
| Bill Pmt -Check | 01/13/2020 | 20822 | Rabobank | -289.46 |
| Bill Pmt -Check | 01/13/2020 | 20823 | Rabobank | -293.12 |
| Check | 01/22/2020 | | Payroll Partners | -127.59 |
| Check | 01/24/2020 | 2865 | Neal Norris | -692.23 |
| Check | 01/24/2020 | 2866 | William Allen | -646.04 |
| Check | 01/24/2020 | 2867 | Dennis Dixon | -9.90 |
| Bill Pmt -Check | 01/27/2020 | 20824 | Aspen Enviromental Group | -681.25 |
| Bill Pmt -Check | 01/27/2020 | 20825 | AT&T | -560.96 |
| Bill Pmt -Check | 01/27/2020 | 20826 | CalPERS | -5,969.48 |
| Bill Pmt -Check | 01/27/2020 | 20827 | Jarvis, Fay, & Gibson, LLP | -4,180.00 |
| Bill Pmt -Check | 01/27/2020 | 20828 | John Dunn - | -500.00 |
| Bill Pmt -Check | 01/27/2020 | 20829 | Lockton Insurance Brokers, LLC | -150.00 |
| Bill Pmt -Check | 01/27/2020 | 20830 | Lopez & Sons Tree Service & Landscaping | -5,000.00 |
| Bill Pmt -Check | 01/27/2020 | 20831 | Oswaldo Vergara | -246.00 |
| Bill Pmt -Check | 01/27/2020 | 20832 | Pacific Dredge and Construction, LLC | -247,590.24 |
| Bill Pmt -Check | 01/27/2020 | 20833 | Robert Harrison | -550.00 |
| Bill Pmt -Check | 01/27/2020 | 20834 | Sea Engineering, Inc. | -2,565.00 |
| Bill Pmt -Check | 01/27/2020 | 20835 | Valero Marketing and Supply Company | -426.00 |
| Bill Pmt -Check | 01/27/2020 | 20836 | Vern Biloff | -75.00 |
| Bill Pmt -Check | 01/27/2020 | 20837 | Wendy L. Cumming, CPA | -4,132.50 |
| Bill Pmt -Check | 01/27/2020 | 20838 | AT&T | -369.94 |
| Total 1009 - Union - Operating | | | | -391,215.89 |
| TOTAL | | | | -391,215.89 |

**Operating Expenses
Year to Date Actuals vs. Budget and Prior Year
January 31, 2020**



****Expenses Exclude Dredging, Depreciation and Interest Expenses****

**Marina, Lease and Other Revenue
Year to Date Actual vs. Budget and Prior Year
January 31, 2020**





7881 SANDHOLDT ROAD
MOSS LANDING, CA 95039

TELEPHONE – 831.633.5417
FACSIMILE – 831.633.4537



BOARD OF HARBOR COMMISSIONERS

Russell Jeffries
Tony Leonardini
Vincent Ferrante
James R. Goulart
Liz Soto

**GENERAL MANAGER
HARBOR MASTER**

Tom Razzeca

STAFF REPORT

ITEM NUMBER 03 – PROJECT STATUS
BOARD MEETING FEBRUARY 26, 2020

1. Dredge Project: The 2019 Harbor Maintenance Dredging and Beach replenishment project has finished and the total cost of the project was \$1,448,633.58. The project as it was originally bid was not finished in its entirety before the expiration of our permit however staff believes that enough dredging was completed to satisfy the Harbor needs moving forward. Staff and our consultant are now in the process trying to secure eligible FEMA reimbursement funds for the emergency areas of the project.


Additional dredging is still needed in the Harbor's Federal Navigation Channel which is completed by the Army Corps of Engineers (ACOE). Harbor staff is happy to report that ACOE has confirmed receipt of the funding needed to complete Navigation Channel dredging in Moss Landing Harbor and staff is hopeful that the project will take place this summer.

2. North Harbor Building Listing: The new North Harbor building listing management contracted with Mahoney & Associates and Alison Goss continues to search for businesses interested in the property. Since our last meeting staff has had 2 new large "For Lease" banners installed on the building, the banners are highly visible to both north and south bound travelers on Highway 1. Staff will provide all additional updates regarding the building as they become available.

3. North Harbor Inn Project: Because the building plan shows the Inn on 3 separate District owned parcels Monterey County originally required that the District submit a General Development Plan and complete a lot line adjustment. After the District received a title report from Chicago Title and Monterey County Surveyors began completing the survey necessary to meet the county requirements our consultant was notified that an additional traffic study may be required. At this time we are awaiting direction, once staff and our consultant receive new information from the County or Caltrans an update will be provided to the Board regarding the project.

4. Damaged piles at B178 and Maintenance dock replacement Project: The District has been in the permitting process for a damaged pile in need of replacement at B178 for a number of months. The permitting process was almost complete when our dredge contractor's crew lost steering on a vessel and ran into the District's Maintenance dock causing damage to another pile. Staff and our consultant are currently working with the permitting agencies to add the new damaged pile at our maintenance dock so that all piles work can be completed under the same permit. Staff has been in contact with our dredge contractor's insurance company and is in the process of filing a claim for the damage caused. Staff is hopeful that the permit will be issued, claim will be approved and pile driving will be out to bid and underway sometime during this summer.

SERVING COMMERCIAL FISHING AND RECREATIONAL BOATING SINCE 1947



BOARD OF COMMISSIONERS
 Russ Jeffries
 Tony Leonardini
 Vince Ferrante
 James R. Goulart
 Liz Soto

**7881 SANDHOLDT ROAD
 MOSS LANDING, CA 95039**

TELEPHONE – 831.633.5417
 FACSIMILE – 831.633.4537




**GENERAL MANAGER
 HARBORMASTER
 Tommy Razzeca**

STAFF REPORT

**ITEM NUMBER 04 – SUMMARY OF PERMITS ISSUED
 BOARD MEETING OF FEBRUARY 26, 2020**

| Permittee | Issue Date | Status | Permit Type | Exp. Date |
|--------------------------------------|-------------------|---------------|--------------------|------------------|
| Elkhorn Slough Research Foundation | 01/01/2020 | Current | Facilities Use | 01/01/21 |
| Blue Ocean Whale Watch | 2/18/2020 | Current | Facilities Use | 2/18/2021 |
| Whisper Charters | 2/28/2019 | Current | Facilities Use | 2/28/2020 |
| Kahuna Sportfishing | 3/17/2019 | Current | Facilities Use | 3/17/2020 |
| REI Outdoor School | 3/24/2019 | Current | Facilities Use | 3/24/2020 |
| Fast Raft | 3/28/2019 | Current | Facilities Use | 3/28/2020 |
| MBARI-Otter Studies | 4/1/2019 | Current | Facilities Use | 4/1/2020 |
| Monterey Bay Hydrobikes | 4/13/2019 | Current | Facilities Use | 4/13/2020 |
| Venture Quest Kayaking | 6/30/2019 | Current | Facilities Use | 6/30/2020 |
| Kayak Connection | 6/30/2019 | Current | Facilities Use | 6/30/2020 |
| Sanctuary Cruises | 6/30/2019 | Current | Facilities Use | 6/30/2020 |
| Sea Goddess Whale Watching-Tours | 6/30/2019 | Current | Facilities Use | 6/30/2020 |
| Sea Goddess Whale Watching-Souvenirs | 6/30/2019 | Current | Peddlers | 6/30/2020 |
| MBARI-Slough Test Moorings | 6/30/2019 | Current | Facilities Use | 6/30/2020 |
| Elkhorn Slough Safari - Souvenirs | 10/19/2019 | Current | Facilities Use | 10/19/2020 |
| Elkhorn Slough Safari - Tours | 10/19/2019 | Current | Peddlers | 10/19/2020 |
| Blue Water Ventures | 10/31/2019 | Current | Facilities Use | 10/31/2020 |
| Wild Fish-Vicki Crow | 11/20/2019 | Current | Peddlers | 11/20/20 |



BOARD OF COMMISSIONERS
Russ Jeffries
Tony Leonardini
Vincent Ferrante
James R. Goulart
Liz Soto

7881 SANDHOLDT ROAD
MOSS LANDING, CA 95039

TELEPHONE – 831.633.5417
FACSIMILE – 831.633.4537



GENERAL MANAGER
HARBORMASTER
Tommy Razzeca

STAFF REPORT

ITEM NUMBER 05 – MEETING ANNOUNCEMENTS
BOARD MEETING OF FEBRUARY 26, 2020

Monterey County Fish and Game Advisory Commission – Meetings are on the 2nd Tuesday of even months. <http://www.co.monterey.ca.us/bcandc/fishgame.html>

Moss Landing Chamber of Commerce Meetings – Second Wednesday of each month, Moss Landing Harbor District Board Room, 4 p.m.

Monterey Bay Sanctuary Advisory Council Meetings – 2020 - <https://montereybay.noaa.gov>

SERVING COMMERCIAL FISHING AND RECREATIONAL BOATING SINCE 1947



BOARD OF COMMISSIONERS

Russell Jeffries
Tony Leonardini
Vincent Ferrante
James R. Goulart
Liz Soto

7881 SANDHOLDT ROAD
MOSS LANDING, CA 95039

TELEPHONE – 831.633.5417
FACSIMILE – 831.633.4537



**GENERAL MANAGER
HARBOR MASTER**

Tom Razzeca

**ITEM NUMBER 06 - LIVEBOARD REPORT
BOARD MEETING OF FEBRUARY 26, 2020**

Pursuant to Ordinance Code §6.110 D) 1), attached is the report containing the names of all permitted liveboard vessels and all persons living aboard. The permits for these liveboards have automatically renewed through the last day of this month. As of this writing, there are no (0) revocation actions pending.


| <u>Name</u> | <u>Vessel</u> |
|-------------------------|-----------------------------------|
| 1. Slaymaker P. | <i>Stepping Stone CF 1101 TY</i> |
| 2. Jones, L | <i>Intrepid CF 0292 VE</i> |
| 3. Bohigian, D. | <i>Breezing Up, ON 559013</i> |
| 4. Burns, P. | <i>Trafamadore, CF 9430 GL</i> |
| 5. Byrnes, K. | <i>Grand Slam, CF 4540 FE</i> |
| 6. Callahan, T. | <i>Deb on Air, CF 3174 HA</i> |
| 7. Cayuela, R. | <i>Rachel Angelet, CF 6969 UB</i> |
| 8. Michael, McVay | <i>Gaviota, CF 4863 FP</i> |
| 9. Clark, N. | <i>Ma Kai, CF 1100 ET</i> |
| 10. Cloer, J./Ajuria M. | <i>Laurie, CF 2688 EX</i> |
| 11. Chambers, B. | <i>Pyxis, ON 984193</i> |
| 12. Chaney, Don | <i>Windswept, ON 1094268</i> |
| 13. Clark D. | <i>Seaside Escape CF 4356 HW</i> |
| 14. Degnan, P. | <i>No Name, CF 8344 GT</i> |
| 15. Jimmy Page | <i>Lanitra, CF 7346 SH</i> |
| 16. Elwell, G. | <i>Pearl, ON 557575</i> |
| 17. Faneuf, C. | <i>Ghost Ryder ON 1048498</i> |
| 18. Felicano, J. | <i>Takara, CF 3767 AS</i> |
| 19. Potter, D. | <i>Danu CF 4085 GC</i> |
| 20. Harrington, H. | <i>Isle of View, ON 997142</i> |
| 21. Sanchez, F | <i>Valkryia ON97418</i> |
| 22. Clifford, Lance | <i>Sandpiper, CF 6280 EU</i> |
| 23. Jerred, D. | <i>Westwind, CF8564 GM</i> |
| 24. Groom D | <i>Phoenix, CF 5084 GJ</i> |
| 25. Jones, H. | <i>Laetare, CF 5495 YB</i> |
| 26. Jones, T. | <i>Sanity, CF 5249 SC</i> |

SERVING COMMERCIAL FISHING AND RECREATIONAL BOATING SINCE 1947

27. Kennedy C. Lahman D.
28. Ayres, Lloyd
29. Knudson L/Knudson A.
30. Malone, RJ
31. Marsee, E, Lynch, C
32. Burnett, Gary
33. Maris, T.
34. Robinson, D.
35. Nieman J
36. Niswonger, R.
37. Nunes, D.
38. Otis, T.
39. Paul, J
40. Schlegelmilch, William
41. Velaquez F
42. Raaphorst, D.
43. Reins, D.
44. Rotger, M.
45. Roulet, J.
46. Piro, Daniel
47. Derouin, E
48. Stegmann, R.
49. Stark, H.
50. Baugh, R.
51. Thomas, B.
52. Tufts, M.
53. Sumner, Aaron
54. Wolinski, Peter/Duerkson, E
55. Waters, J.
56. Samuelson, T.
57. Herrick Andrews,
58. Kim Richardson
59. Cook, B
60. Bowler, J

Aztlan, ON 281903
Gaviota, CF 4656 GG
Spellbound, ON 082155
Francis w, CF 2017 UZ
Tolly Craft CF 9521 HT
Zinful CF5419 JG
Nimble, CF 3730 KB
Damn Baby CF 9442 EX
Inia, ON 1074183
Illusion, CF 0836 TA
Aurooa, ON 676686
Blue Moon, CF 1886 GT
La Wanda CF 5014 FR
Bull Dog ON 1219673
Lorraine CF 0533 JL
Spirit, ON 664971
Second Paradise, ON 912484
Raven, ON 241650
Double Eagle, ON 519846
Gulf Star CF 6082 GL
Sweet Liberty ON 1052175
Wild Goose, ON 589319
Outta Here, CF 8370 EA
Yada Yada, CF 7881 GZ
Coho, CF 9974 KK
Enchantress, CF 0878 SX
Bellisima CF 4668 FV
Ramona, ON 1114657
No Name CF 5670 GD
Moonstone CF 5122 GX
Sea Free ON 613387
Sophie CF 0533 JL
Outrageous CF 8917 TB
Myrtle Mae, CF 3187 FN

Total Number Vessels: 60
 Total Number Persons: 65
 Pending Applications -0-



BOARD OF COMMISSIONERS
 Russ Jeffries
 Tony Leonardini
 Vincent Ferrante
 James Goulart
 Liz Soto

7881 SANDHOLDT ROAD
 MOSS LANDING, CA 95039

TELEPHONE – 831.633.5417
 FACSIMILE – 831.633.4537



EXECUTIVE
 GENERAL MANAGER
 HARBORMASTER
 Tommy Razzeca

STAFF REPORT

ITEM NUMBER 07 - SLIP INCOME REPORT
 BOARD MEETING OF JANUARY 22, 2020

Slip Rates 2019/2020 per linear foot:

Assigned: \$8.15/ft./month
 Temporary: \$12.15/ft./month
 Transient: \$1.25/ft./day

INCOME

January 2020

\$149,824

January 2019

\$167,853

January 2020 Budget

\$167,853

For the month, slip income is below budget by \$18,229, due a combination of lower than anticipated assigned and temporary berthing revenue. Slip income is low due to a number of vessels currently in the lien process as well as the impact of the maintenance dredging project that was underway during the month.

SERVING COMMERCIAL FISHING AND RECREATIONAL BOATING SINCE 1947



BOARD OF HARBOR COMMISSIONERS
Russell Jeffries
Tony Leonardini
Vincent Ferrante
James R. Goulart
Liz Soto

7881 SANDHOLDT ROAD
MOSS LANDING, CA 95039

TELEPHONE – 831.633.5417
FACSIMILE – 831.633.4537



GENERAL MANAGER
HARBOR MASTER
Tommy Razzeca

STAFF REPORT

ITEM NUMBER 08 – INCIDENT REPORT
BOARD MEETING OF FEBRUARY 26, 2020

2/1/20 A Harbor tenant reported someone had broken in to his vessel on B dock. The reporting tenant hadn't visited the vessel in sometime so he could not provide a date of the incident. Staff requested that the tenant file a report with MCSO.

2/9/20 Night staff heard three loud "cracks" in rapid succession believed to have been fireworks or possible shots fired. Staff contacted MCSO, deputies responded but did not discover the source.

2/10/20 A large sailboat that had been abandoned in the Harbor for a number of years was discovered sinking by staff. District Staff was able to pump the vessel and keep it afloat. The condition of the vessel was far beyond repair and the Harbormaster considered the vessel a threat to navigation and a potential environmental hazard. Staff removed all hazardous materials from the vessel pulled it from the water and finally demolished it on 2/18/20.

2/15/20 A 19yr old male drove a vehicle from Hwy 1 through a gate and fence on the Power Plant property and into the Harbor water at the North end of B dock. The MCOS dive team was able to find the location of the vehicle sunk in the Harbor navigation channel where they were secured a cable and a tow truck removed from the water. The removal of the vehicle was billed to the responsible party and no injuries were reported.

No Further Incidents to report as of January 20, 2020

SERVING COMMERCIAL FISHING AND RECREATIONAL BOATING SINCE 1947



BOARD OF HARBOR COMMISSIONERS

Russell Jeffries
Tony Leonardini
Vincent Ferrante
James R. Goulart
Liz Soto

7881 SANDHOLDT ROAD
MOSS LANDING, CA 95039

TELEPHONE – 831.633.5417
FACSIMILE – 831.633.4537



**GENERAL MANAGER
HARBOR MASTER**

Tom Razzeca

STAFF REPORT

ITEM NUMBER 18 – RESOLUTION 20-03 NOMINATING VINCE FERRANTE TO THE CSDA BOARD BOARD MEETING OF FEBRUARY 26, 2020

The California Special Districts Association (CSDA) Board of Directors is the governing body responsible for all policy decisions affecting CSDA's member services and legislative programs. Its functions are useful in representing the common interests of all California's special districts before the Legislature. The Harbor District is a member of CSDA.

CSDA has issued an invitation for interested candidates to fill terms of directors on the Board whose terms expire in December 2020. Each term is for a period of 3 years. MLHD is located in Coastal Network 5, and the expiring term is for Seat C. The candidates must either be a board member or management level employee of a member district located within the Network.

Commissioner Ferrante currently occupies this seat on the CSDA Board, but unless he submits a nomination for the expiring seat in Coastal Network 5, he will be unable to continue on the Board when his current term expires in December.

Staff recommends that the Board adopt Resolution No. 20-03 nominating Vince Ferrante to the Coastal Network 5, Seat C director on the CSDA Board for the term expiring December 2023.

SERVING COMMERCIAL FISHING AND RECREATIONAL BOATING SINCE 1947

RESOLUTION 20-03

A RESOLUTION OF THE BOARD OF HARBOR COMMISSIONERS OF THE MOSS LANDING HARBOR DISTRICT FOR THE ELECTION OF COASTAL NETWORK 5, SEAT C DIRECTOR OF THE CALIFORNIA SPECIAL DISTRICTS ASSOCIATION BOARD OF DIRECTORS

* * * * *

WHEREAS, the California Special Districts Association (CSDA) Board of Directors is the governing body responsible for all policy decisions affecting CSDA's member services and legislative programs, and its functions are necessary to the operation of the Association and to the representation of the common interests of all California's special districts before the Legislature and the State Administration, and

WHEREAS, each of CSDA's six (6) Networks has three (3) seats on the Board, and

WHEREAS, the functions of the board involve directing legislative advocacy in Sacramento, responding to pending legislation and public policy documents, direction to CSDA staff and consultants on all member service programs, and providing strategic guidance to the CSDA organization, and

WHEREAS, each of the candidates for the Coastal Network 5, Seat C term expiring December 2023 is either a board member or management level employee of a member district located in the geographic region encompassed by Coastal Network 5 in which the Moss Landing Harbor District is located.

NOW THEREFORE, BE IT RESOLVED THAT the Board of Harbor Commissioners of the Moss Landing Harbor District hereby nominates Vincent Ferrante for the position of Coastal Network 5, Seat C Director of the California Special Districts Association Board for the term expiring December 2023.

* * * * *

CERTIFICATION

Resolution 20-03 was duly adopted by the Board of Harbor Commissioners of the Moss Landing Harbor District at a regular meeting of the Board held on the 26nd day of February, 2020, a quorum present and acting throughout, by the following vote, to wit:

AYES:

NOES:


ABSENT:

ABSTAIN:

Russ Jeffries, President
Board of Harbor Commissioners

ATTEST:

Tommy Razzeca, Deputy Secretary
Board of Harbor Commissioners



7881 SANDHOLDT ROAD
MOSS LANDING, CA 95039

TELEPHONE – 831.633.5417
FACSIMILE – 831.633.4537



BOARD OF HARBOR COMMISSIONERS

Russell Jeffries
Tony Leonardini
Vincent Ferrante
James R. Goulart
Liz Soto

**GENERAL MANAGER
HARBOR MASTER**

Tom Razzeca

STAFF REPORT

ITEM NUMBER 19 –CONSIDER AUTHORIZING GM TO ENTER INTO AGREEMENT WITH PARKING MANAGEMENT BUREAU BOARD MEETING OF FEBRUARY 26, 2020

The MLHD Ordinance Code requires the purchase of permits for activities such as vehicle parking, vessel launching, camping etc. on District property. Revenue collected by the District through the payment of these permit fees provides the District with the funding needed to maintain the property and facilities where we provide access to the general public, commercial fisherman and boating community.

Enforcing payment of District fees has become increasingly difficult over the years with some harbor visitors refusing to purchase the required permits associated with their use of District property. As a government agency the District has the ability to issue citations when these permits are not purchased and displayed in accordance with our Ordinance Code, however, the process that follows the issuance of a citation can be difficult and extremely time consuming which is beyond the current capabilities of our small staff.

While looking for a solution to this growing problem staff discovered that other agencies in our area such as the City of Seaside, City of Marina and CSUMB have contracted out the processing of citations to Parking Management Bureau (PMB) in accordance with California Vehicle Code 40200 which allows agencies to issue parking citations and to contract for the processing of violations.

Staff contacted PMB and received a proposed agreement for use of their services and as shown in the attached quote the proposed 3 year agreement with PMB would require an initial start up cost of \$9,970. Over the following 2 years of the agreement PMB has an annual cost of \$2,170 along with a \$2 processing fee for each citation issued by the District. Staff believes that this cost is reasonable and implementation of the citation processing will pay for itself over the term of the 3 year agreement.

Staff recommends that the Board authorize the General Manager the ability to enter into a 3 year term agreement with PMB and expend the initial start-up cost of \$9,970 for the processing of Harbor District issued citations subject to the prior due diligence of the General Manager related to the agreement and after review and approval of our District Council.

SERVING COMMERCIAL FISHING AND RECREATIONAL BOATING SINCE 1947



QUOTE

Exhibit A

Prepared for: Moss Landing Harbor District
 7881 Sandholdt Rd
 Moss Landing, CA 95039

DATE: FEBRUARY 19, 2020

INVOICE # 0802291

EXPIRATION DATE June 30, 2020

Processing of Parking Citations (Annual Fee)

| QTY | DESCRIPTION | PRICE | DISCOUNT | LINE TOTAL |
|-----|---|---------|----------|------------|
| 1 | Initial Integration <i>(One Time Set-Up Fee)</i> | \$7,500 | \$0 | \$7,500 |
| 2 | Mobile handheld Units <i>(Additional Units \$400)</i> | \$700 | \$1,400 | \$0 |
| 2 | Wireless Bluetooth Portable Printer <i>(Additional Units \$300)</i> | \$350 | \$700 | \$0 |
| 2 | Mobile Data Service (Monthly Data Plan) | \$720 | \$0 | \$720 |
| 1 | Mobile Application Annual License | \$250 | \$0 | \$250 |
| 1 | Data & User Access Annual Subscription | \$1,200 | \$0 | \$1,200 |
| 1 | Weather Resistant Thermal Paper Citation Roll (Box of 5,000) | \$750 | \$750 | \$0 |
| 1 | Kiosk Computer <i>(One Time Set-Up Fee)</i> | \$1,500 | \$1,200 | \$300 |
| 1 | Installation and Training <i>(One Time Set-Up Fee)</i> | \$2,800 | \$2,800 | \$0 |
| 1 | Technical Support Call Center | \$1,200 | \$1,200 | \$0 |
| 1 | Banking Account Setup <i>(One Time Set-Up Fee)</i> | \$500 | \$500 | \$0 |
| 1 | Refunds and NSF's service | \$500 | \$500 | \$0 |
| ~ | Electronic Written Citation <i>(per Citation Written)</i> | \$2.00 | ~ | ~ |
| ~ | Electronic Hand Written Citation <i>(per Hand Citation Written)</i> | \$4.00 | ~ | ~ |

Year 1 Total Discount \$9,050

Year 1 Total \$9,970 *

Year 2 Total \$2,170 *

Year 3 Total \$2,170 *

** Internet convenience fee, second level violation fee, and third level violation fee are not included in quote, read Service Agreement for detail pricing. Fees will be deducted from the AGENCY's monthly revenue.*

Migration fee not included in this quote. Migration fee may vary depending upon data available by former parking citation processor.

To accept this quotation, sign here and return: _____

Print Name: _____

Date: _____



7881 SANDHOLDT ROAD
MOSS LANDING, CA 95039

TELEPHONE – 831.633.5417
FACSIMILE – 831.633.4537



BOARD OF HARBOR COMMISSIONERS

Russell Jeffries
Tony Leonardini
Vincent Ferrante
James R. Goulart
Liz Soto

**GENERAL MANAGER
HARBOR MASTER**

Tom Razzeca

STAFF REPORT

ITEM NUMBER 20 – CONSIDER RESOLUTION 20-04 DESIGNATING AGENT FOR
DISASTER RELIEF MANAGEMENT
BOARD MEETING OF FEBRUARY 26, 2020

The California Governor's Office of Emergency Services (Cal OES) has received and reviewed the Harbor District's Public Assistance Application related to emergency dredging. In order to continue processing our project they require an updated Designation of Applicant's Agent Resolution for Non-State Agencies.

Cal OES has a Designation Resolution on file naming Linda McIntyre as the authorized agent, however, because Linda has retired and no is no longer employed with the District Cal OES is requiring that the Board adopt a new resolution naming the Districts current authorized agent.

Staff recommends the Board adopt Resolution No. 20-04 designating the current General Manager Tommy Razzeca as the designated agent for MLHD regarding disaster relief processing.

SERVING COMMERCIAL FISHING AND RECREATIONAL BOATING SINCE 1947

Resolution 20-04
DESIGNATION OF APPLICANT'S AGENT RESOLUTION
FOR NON-STATE AGENCIES

BE IT RESOLVED BY THE Board of Harbor Commissioners OF THE Moss Landing Harbor District
(Governing Body) (Name of Applicant)

THAT Tommy Razzeca, General Manager OR
(Title of Authorized Agent)

_____, OR
(Title of Authorized Agent)

(Title of Authorized Agent)

is hereby authorized to execute for and on behalf of the Moss Landing Harbor District, a public entity
(Name of Applicant)

established under the laws of the State of California, this application and to file it with the California Governor's Office of Emergency Services for the purpose of obtaining certain federal financial assistance under Public Law 93-288 as amended by the Robert T. Stafford Disaster Relief and Emergency Assistance Act of 1988, and/or state financial assistance under the California Disaster Assistance Act.

THAT the Moss Landing Harbor District, a public entity established under the laws of the State of California,
(Name of Applicant)

hereby authorizes its agent(s) to provide to the Governor's Office of Emergency Services for all matters pertaining to such state disaster assistance the assurances and agreements required.

Please check the appropriate box below:

This is a universal resolution and is effective for all open and future disasters up to three (3) years following the date of approval below.

This is a disaster specific resolution and is effective for only disaster number(s) _____

Passed and approved this 26th day of February, 2020

Russ Jeffries, President; Tony Leonardini, VP
(Name and Title of Governing Body Representative)

Vince Ferrante, Secretary; James Goulart, Commissioner
(Name and Title of Governing Body Representative)

Liz Soto, Commissioner
(Name and Title of Governing Body Representative)

CERTIFICATION

I, Tommy Razzeca, duly appointed and Deputy Secretary of
(Name) (Title)

Moss Landing Harbor District, do hereby certify that the above is a true and correct copy of a
(Name of Applicant)

Resolution passed and approved by the Board of Harbor Commissioners of the Moss Landing Harbor District
(Governing Body) (Name of Applicant)

on the 26th day of February, 2020

(Signature)

Deputy Secretary

(Title)