



AGENDA
REGULAR MEETING
OF THE BOARD OF HARBOR COMMISSIONERS
MOSS LANDING HARBOR DISTRICT
7881 Sandholdt Road, Moss Landing, CA 95039

February 22, 2023 – 7:00 P.M.

Moss Landing Harbor District is inviting you to a scheduled Zoom meeting.

Join Zoom Meeting

<https://us02web.zoom.us/j/81724757672?pwd=dTVweFhMM2k1dnhKd3JvZXY1NU5jdz09>

Meeting ID: 817 2475 7672

Passcode: 770170

One tap mobile

+16694449171,,81724757672#,,,,*770170# US

+16699006833,,81724757672#,,,,*770170# US (San Jose)

Passcode: 770170

Find your local number: <https://us02web.zoom.us/u/kkeNFLkLc>

A. CLOSED SESSION

A Closed Session will be held immediately prior to the public open meeting, and will begin at **6:00 p.m.** to consider the following items. The public open meeting will begin **at 7:00 p.m., or as soon thereafter as the Closed Session is concluded**, and any action taken during the Closed Session will be reported out at that time.

1. Confer with real property negotiators (District Counsel and GM) pursuant to Government Code §54956.8 regarding: Development proposal received regarding the District new 9500'sf building in North Harbor.
2. Confer with real property negotiators (District Counsel and GM) regarding the Moss Landing Commercial Park pursuant to Government Code §54956.8.

B. OPEN SESSION CALL TO ORDER - PLEDGE OF ALLEGIANCE

Roll Call

Russ Jeffries – President

Vince Ferrante- Vice President

James Goulart – Secretary

Liz Soto - Commissioner

Albert Lomeli – Commissioner

Tommy Razzeca – General Manager

Mike Rodriguez – District Counsel

Shay Shaw – Administrative Assistant

C. PRESIDENT'S REMARKS

The President will use this opportunity to inform the public of issues affecting the District and other items of a general nature not otherwise provided for on this agenda.

D. PUBLIC COMMENTS

Members of the general public may address the Board of Harbor Commissioners regarding any item that is not on the Agenda. The President may limit the total amount of time of testimony on particular issues and for each individual speaker.

E. CONSENT CALENDAR

1. Approval of January 25, 2023 Meeting Minutes

F. FINANCIAL REPORT

2. Financial report month ending January 31, 2023

G. MANAGER'S REPORTS

The General Manager will make oral or written presentations on the below subjects. The Board may take such action as deemed necessary. The Manager may present additional reports; however, the Board may not take action on any such item not on this Agenda.

3. Projects Status/Update
4. Summary of Permits Issued
5. Meeting Announcements
6. Assigned Liveboard Report
7. Slip Income Report
8. Incident Report

H. COMMITTEE REPORTS

9. Finance Committee – Ferrante/Goulart
10. Elkhorn Slough Advisory Committee – Lomeli
11. Special Districts – Jeffries/Ferrante
12. Liveboard Committee – Soto/Lomeli
13. Harbor Improvement Committee – Soto/Lomeli
14. Real Property Committee I – Jeffries/Ferrante/Leonardini (Appointed Public Representative)
15. Real Property Committee II – Goulart/Soto
16. Personnel Committee- Ferrante/Goulart
17. Ad Hoc Budget Committee – Goulart/Soto
18. Meetings attended by Commissioners at District expense since the last regular meeting of the Board (AB 1234 requirements). Such reports may be oral or written.

I. NEW BUSINESS

19. Consider Resolution 23-01 Nominating Vince Ferrante 2023 CSDA Board of Directors.
 - a. Staff report
 - b. Public comment
 - c. Board discussion
 - d. Board action

J. COMMISSIONERS COMMENTS AND CONCERNS

Commissioners may address items of concern at this time, and may request that items be placed on future agendas in accordance with the By-laws of the Board.

K. ADJOURNMENT

The next Meeting of the Board of Harbor Commissioners is scheduled March 22, 2023 at the Moss Landing Harbor District, 7881 Sandholdt Road, Moss Landing, CA. Individuals requiring special accommodations should contact Administrative Assistant, Shay Shaw at Shaw@mosslandingharbor.dst.ca.us or at 831.633.2461 no less than 72 hours prior to the meeting or if a Special Meeting, as soon as possible after the Agenda is posted. Copies of the agenda will be available 72 hours prior to Regular Meetings and 24 hours prior to Special Meetings and/or by contacting the District at 831.633.5417 or Razzeca@mosslandingharbor.dst.ca.us or on the District's website at www.mosslandingharbor.dst.ca.us. All meetings are noticed and conducted in accordance with the Ralph M. Brown Act



**MINUTES
REGULAR MEETING
OF THE BOARD OF HARBOR COMMISSIONERS
MOSS LANDING HARBOR DISTRICT
7881 Sandholdt Road, Moss Landing, CA 95039**

January 25, 2023

Moss Landing Harbor District is inviting you to a scheduled Zoom meeting.

Join Zoom Meeting

<https://us02web.zoom.us/j/85217135898>

Meeting ID: 852 1713 5898

One tap mobile

+16694449171,,85217135898# US

+16699006833,,85217135898# US (San Jose)

Meeting ID: 852 1713 5898

A. CLOSED SESSION

A closed session was held immediately prior to the public open meeting to consider the following items:

1. Confer with real property negotiators (District Counsel and GM) pursuant to Government Code §54956.8 regarding: Development proposal received regarding the District new 9500'sf building in North Harbor.
 2. Confer with real property negotiators (District Counsel and GM) regarding the Moss Landing Commercial Park pursuant to Government Code §54956.8.
 3. Confer with legal counsel and General Manager pursuant to Gov't Code § 54956.9(a) regarding one matter of potential litigation
-

ADMINISTERING OATH OF OFFICE CEREMONY

Monterey County Sheriff Tina Nieto administered the Oath of office to Commissioners Vincent Ferrante, James Goulart and Albert Lomeli. Sheriff Nieto thanked the Board for its involvement in the community.

B. OPEN SESSION CALL TO ORDER - PLEDGE OF ALLEGIANCE

The meeting was called to order at 7:08PM. Roll was called, followed by the Pledge of Allegiance.

Commissioners Present:

Russ Jeffries – President
Vince Ferrante – Secretary
James Goulart – Commissioner
Liz Soto - Commissioner
Albert Lomeli - Commissioner

Staff Present:

Tommy Razzeca – General Manager
Mike Rodriguez – District Counsel
Shay Shaw – Administrative Assistant

C. PRESIDENT'S REMARKS

President Jeffries congratulated Commissioner Ferrante and Commissioner Goulart on their re-election and welcomes Commissioner Albert Lomeli to the Moss Landing Harbor District Board. President Jeffries congratulated Commissioner Soto on her new job as the Deputy City Clerk in San Juan Bautista.

D. PUBLIC COMMENTS

Albert Lomeli introduced himself to the Board and Staff and thanked them for welcoming him to the Harbor District Board of Commissioners.

E. ELECTION OF OFFICERS

1. ITEM – Nominations and election of the 2023 Officers of the Board of Harbor Commissioners. General Manager Razzeca conducted the Election of Officers. He then opened the floor for nominations.

SERVING COMMERCIAL FISHING AND RECREATIONAL BOATING SINCE 1947

President: A motion was made by Commissioner Ferrante, Seconded by Commissioner Soto, to nominate Commissioner Jeffries as President. A motion was made by Commissioner Ferrante, seconded by Commissioner Soto to close the nominations. The motion to close the nominations passed unanimously on a roll-call vote. The motion to elect Commissioner Jeffries as President passed unanimously on a roll-call vote.

Vice President: A motion was made by Commissioner Soto, seconded by Commissioner Jeffries, to nominate Commissioner Ferrante as Vice President. A motion was made by Commissioner Jeffries, seconded by Commissioner Goulart to close the nominations. The motion to close the nominations passed unanimously on a roll-call vote. The motion to elect Commissioner Ferrante as Vice President passed unanimously on a roll-call vote.

Secretary: A motion was made Commissioner Soto, seconded by Commissioner Jeffries to nominate Commissioner James Goulart as Secretary. A motion was made by Commissioner Jeffries, seconded by Commissioner Soto to close the nominations. The motion to close the nominations passed unanimously on a roll-call vote. The motion to elect Commissioner Goulart as Secretary passed unanimously on a roll-call vote.

President Jeffries thanked the Board for their continued support and congratulated the officers.

F. 2023 COMMITTEE APPOINTMENTS

2. ITEM - President Jeffries appointing Commissioners to various Harbor District committees as listed below:
 - a. Elkhorn Slough Advisory Committee – Lomeli
 - b. Liveaboard Committee – Soto/Lomeli
 - c. Harbor Improvement Committee – Soto/ Lomeli
 - d. Real Property Committee I – Jeffries/Ferrante/Leonardini (appointed Public Representative)
 - e. Real Property Committee II – Goulart/Soto
 - f. Special Districts/LAFCO – Jeffries/ Ferrante
 - g. Personnel Committee – Jeffries/Ferrante
 - h. Finance Committee – Ferrante/Goulart
 - i. Ad Hoc Budget Committee – Goulart/Soto

G. CONSENT CALENDAR

3. Approval of December 7, 2022 Special Meeting Minutes. A motion was made by Commissioner Goulart, Seconded by Commissioner Soto to approve the December 2022 Special meeting minutes. The motion passed 4-0-1. Commissioner Lomeli abstained.

H. FINANCIAL REPORT

4. Financial report month ending December 31, 2022 GM Razzeca gave the report. A motion was made by Commissioner Soto, seconded by Commissioner Ferrante to accept the financial report. The motion passed 4-0-1. Commissioner Lomeli Abstained. Commissioner Ferrante asked if Wendy Cummings, CPA monthly payment is always the amount listed on the financial report. GM Razzeca replied the amount listed was due to Wendy completing an audit for the Harbor District regarding percentage rent of one of our Tenants. Commissioner Ferrante asked about a payment made to Lopez tree service. GM Razzeca replied that we had a few non-native eucalyptus trees on our property that needed to be cut down due to a complaint by a person who owned a home next to the trees. GM Razzeca informed the board that the removal of the trees was completed in the interest of public safety.

I. MANAGER'S REPORTS

The General Manager will make oral or written presentations on the below subjects.

5. Projects Status/Update – written report/no questions
6. Summary of Permits Issued– written report/no questions
7. Meeting Announcements– written report/no questions
8. Assigned Liveaboard Report – written report/no questions
9. Slip Income Report – written report/no questions
10. Incident Report – written report/no questions

J. COMMITTEE REPORTS

11. Finance Committee – Ferrante/Leonardini – nothing to report
12. Elkhorn Slough Advisory Committee – Leonardini – nothing to report

13. Special Districts – Jeffries/Ferrante – Commissioner Ferrante provided a CSDA update.
14. Liveaboard Committee – Goulart/Soto – nothing to report
15. Harbor Improvement Committee – Goulart/Soto – nothing to report
16. Real Property Committee I – Jeffries/Leonardini– nothing to report
17. Real Property Committee II – Ferrante/Goulart– nothing to report
18. Meetings attended by Commissioners at District expense since the last regular meeting of the Board (AB 1234 requirements). Such reports may be oral or written.

K. NEW BUSINESS

19. ITEM – TONY LEONARDINI PROCLAMATION

- a. Staff report – GM Razzeca gave the report
- b. Public comment – None
- c. Board discussion – None
- d. Board action – A motion was made by Commissioner Jeffries, seconded by Commissioner Soto to adopt Tony Leonardini proclamation. The motion passed unanimously on a roll-call vote.

20. ITEM – CONSIDER THE SUCCESSOR AGENCY TO THE MARINA REDEVELOPMENT AGENCY'S REQUEST TO SUBORDINATE MLHD'S RIGHT TO PAYMENTS

- a. Staff report – District Counsel Mike Rodriguez gave the report
- b. Public comment – None
- c. Board discussion – None
- d. Board action – A motion was made by Commissioner Jeffries, seconded by Commissioner Goulart to accept the Successor Agency to the Marina Redevelopment Agency's Request to Subordinate MLHD'S Right to payments. The motion passed unanimously on a roll-call vote.

L. COMMISSIONERS COMMENTS AND CONCERNS

President Jeffries closed the meeting in Memory of Harbor District employee Fernando Velasquez who tragically passed away On January 10, 2023.

M. ADJOURNMENT

President Jeffries adjourned the meeting at 8:00 pm.

Respectfully submitted,

ATTEST:

James Goulart, Secretary
Board of Harbor Commissioners

Tommy Razzeca, Deputy Secretary
Board of Harbor Commissioners

Moss Landing Harbor District
Balance Sheet
As of January 31, 2023

	Jan 31, 23	Jan 31, 22	\$ Change	% Change
ASSETS				
Current Assets				
Checking/Savings				
1002 · Petty Cash	500	500		
1022 · 1st Capital Trust Account	3,933,879	250,077	3,683,802	1,473%
1001 · 1st Capital Operating Account	3,693,250	2,811,702	881,548	31%
1009 · Union - Operating		289,046	-289,046	-100%
1015 · 1st Capital Bank	1,895,594	1,559,171	336,423	22%
1018 · Union Bank- Trust Account		2,807,900	-2,807,900	-100%
1020 · Umpqua - Restricted	1,017,196	1,017,094	102	
Total Checking/Savings	10,540,419	8,735,490	1,804,929	21%
Accounts Receivable				
1250 · Lease Receivable	4,699,267		4,699,267	100%
1120 · Leases				
1282 · NNN Receivable	87,674	97,892	-10,218	-10%
1284 · Local Bounty	2,067		2,067	100%
1120 · Leases - Other	4,645		4,645	100%
Total 1120 · Leases	94,386	97,892	-3,506	-4%
1200 · Marina Receivables	169,821	116,897	52,924	45%
1201 · Marina - Allow for Bad Debt	-42,125	-39,276	-2,849	-7%
Total Accounts Receivable	4,921,349	175,513	4,745,836	2,704%
Other Current Assets				
1271 · Prepaid Expenses				
1270 · Insurance	93,045	81,144	11,901	15%
Total 1271 · Prepaid Expenses	93,045	81,144	11,901	15%
Total Other Current Assets	93,045	81,144	11,901	15%
Total Current Assets	15,554,813	8,992,147	6,562,666	73%
Fixed Assets				
1650 · Construction in Progress	4,900,572	4,883,321	17,251	0%
1670 · Equipment	546,875	501,453	45,422	9%
1700 · Improvements				
1710 · NH Buildings & Improvements	7,009,773	6,981,692	28,081	0%
1720 · NH Floating Docks	524,675	524,675		
1725 · NH Offsite Improvements	632,218	632,218		
1730 · SH Buildings & Improvements	8,491,664	8,174,402	317,262	4%
1740 · SH Floating Docks	9,583,746	9,583,746		
Total 1700 · Improvements	26,242,076	25,896,733	345,343	1%

Moss Landing Harbor District
Balance Sheet
As of January 31, 2023

	<u>Jan 31, 23</u>	<u>Jan 31, 22</u>	<u>\$ Change</u>	<u>% Change</u>
1800 · Less - Depreciation				
1805 · Equipment	-467,479	-448,848	-18,631	-4%
1810 · NH Buildings & Improvements	-4,092,459	-3,796,995	-295,464	-8%
1820 · NH Floating Docks	-524,674	-531,696	7,022	1%
1825 · NH Offsite Improvements	-536,574	-524,424	-12,150	-2%
1830 · SH Buildings & Improvements	-6,439,441	-6,390,263	-49,178	-1%
1840 · SH Floating Docks	-7,386,958	-7,020,435	-366,523	-5%
Total 1800 · Less - Depreciation	<u>-19,447,585</u>	<u>-18,712,661</u>	<u>-734,924</u>	<u>-4%</u>
1900 · Land	1,642,860	1,642,860		
Total Fixed Assets	<u>13,884,798</u>	<u>14,211,706</u>	<u>-326,908</u>	<u>-2%</u>
Other Assets				
1320 · Workers Comp Deposit	200	200		
1530 · Principal Financial CS	7,389	7,389		
Total Other Assets	<u>7,589</u>	<u>7,589</u>		
TOTAL ASSETS	<u><u>29,447,200</u></u>	<u><u>23,211,442</u></u>	<u><u>6,235,758</u></u>	<u><u>27%</u></u>

Moss Landing Harbor District
Balance Sheet
As of January 31, 2023

	<u>Jan 31, 23</u>	<u>Jan 31, 22</u>	<u>\$ Change</u>	<u>% Change</u>
LIABILITIES & EQUITY				
Liabilities				
Current Liabilities				
Accounts Payable				
2010 · Accounts Payable	-17,010	-9,844	-7,166	-73%
Total Accounts Payable	<u>-17,010</u>	<u>-9,844</u>	<u>-7,166</u>	<u>-73%</u>
Other Current Liabilities				
2020 · Accrued Salaries Payable	27,147	31,889	-4,742	-15%
2021 · Accrued Vacation	35,386	39,621	-4,235	-11%
2023 · Accrued Payroll Taxes	9,668	6,867	2,801	41%
2030 · Customer Deposits	359,575	356,577	2,998	1%
2051 · Note Interest Payable				
2062 · Umpqua Accrued Interest	28,286	32,832	-4,546	-14%
Total 2051 · Note Interest Payable	<u>28,286</u>	<u>32,832</u>	<u>-4,546</u>	<u>-14%</u>
2080 · Prepaid Berth Fees	225,766	205,434	20,332	10%
2011 · Lusamerica Reimb. Acct.	15,000	15,000		
2082 · MLCP Cost Reimb. Deposit		73,761	-73,761	-100%
2086 · Prepaid Leases				
20861 · Vistra		10,284	-10,284	-100%
20862 · MBARI		7,214	-7,214	-100%
Total 2086 · Prepaid Leases		<u>17,498</u>	<u>-17,498</u>	<u>-100%</u>
2087 · Lease Deposits	19,625	19,501	124	1%
Total Other Current Liabilities	<u>720,453</u>	<u>798,980</u>	<u>-78,527</u>	<u>-10%</u>
Total Current Liabilities	<u>703,443</u>	<u>789,136</u>	<u>-85,693</u>	<u>-11%</u>
Long Term Liabilities				
2200 · Deferred RTU Lease Revenue	4,742,346		4,742,346	100%
2605 · Umpqua Loan	1,857,376	2,163,880	-306,504	-14%
Total Long Term Liabilities	<u>6,599,722</u>	<u>2,163,880</u>	<u>4,435,842</u>	<u>205%</u>
Total Liabilities	<u>7,303,165</u>	<u>2,953,016</u>	<u>4,350,149</u>	<u>147%</u>
Equity				
3020 · Retained Net Assets	6,456,231	6,456,231		
3050 · Prior Year Earnings	14,904,941	13,143,069	1,761,872	13%
Net Income	782,863	659,126	123,737	19%
Total Equity	<u>22,144,035</u>	<u>20,258,426</u>	<u>1,885,609</u>	<u>9%</u>
TOTAL LIABILITIES & EQUITY	<u><u>29,447,200</u></u>	<u><u>23,211,442</u></u>	<u><u>6,235,758</u></u>	<u><u>27%</u></u>

Moss Landing Harbor District
Statement of Cash Flows
July 2022 through January 2023

Jul '22 - Jan 23

OPERATING ACTIVITIES	
Net Income	782,863
Adjustments to reconcile Net Income	
to net cash provided by operations:	
1120 · Leases	-3,548
1120 · Leases:1291 · Monterey Bay Kayak % Rent	22,223
1200 · Marina Receivables	-58,194
1201 · Marina - Allow for Bad Debt	16,625
1250 · Lease Receivable	-85,037
1120 · Leases:1282 · NNN Receivable	18,586
1120 · Leases:1284 · Local Bounty	1,234
1271 · Prepaid Expenses:1270 · Insurance	-93,045
1800 · Less - Depreciation:1805 · Equipment	11,200
1800 · Less - Depreciation:1810 · NH Buildings & Improvements	247,800
1800 · Less - Depreciation:1825 · NH Offsite Improvements	10,500
1800 · Less - Depreciation:1830 · SH Buildings & Improvements	63,000
1800 · Less - Depreciation:1840 · SH Floating Docks	224,000
2010 · Accounts Payable	198,079
2020 · Accrued Salaries Payable	10,113
2023 · Accrued Payroll Taxes	8,365
2030 · Customer Deposits	245
2080 · Prepaid Berth Fees	-13,484
2013 · Accrued Expenses	-12,000
2051 · Note Interest Payable:2062 · Umpqua Accrued Interest	2,590
Net cash provided by Operating Activities	1,352,115
INVESTING ACTIVITIES	
1670 · Equipment	-45,423
1700 · Improvements:1730 · SH Buildings & Improvements	-166,049
Net cash provided by Investing Activities	-211,472
FINANCING ACTIVITIES	
2200 · Deferred RTU Lease Revenue	23,861
2605 · Umpqua Loan	-306,504
Net cash provided by Financing Activities	-282,643
Net cash increase for period	858,000
Cash at beginning of period	9,682,419
Cash at end of period	10,540,419

Moss Landing Harbor District
Profit & Loss Budget vs. Actual
July 2022 through January 2023

	<u>Jul '22 - Jan 23</u>	<u>Budget</u>	<u>\$ Over Budget</u>	<u>% of Budget</u>
Ordinary Income/Expense				
Income				
4000 · MARINA REVENUES				
4100 · Berthing Income				
4110 · Assigned Berthing	1,094,970	1,093,898	1,072	100%
4112 · Qtrly/Annual Discount	-2,971	-123	-2,848	2,415%
4113 · Commercial Vessel Dscnt	-7,226	-7,438	212	97%
4114 · Away (1 mnth) Dscnt	-212	-53	-159	400%
4115 · Temporary Berthing	142,588	138,063	4,525	103%
4120 · Liveaboard Fees	82,390	81,866	524	101%
4130 · Transient Berthing	7,821	17,500	-9,679	45%
4220 · Wait List	3,775	4,375	-600	86%
4260 · Towing - Intra Harbor		400	-400	
4270 · Pumpouts	1,000	500	500	200%
4280 · Late Fees	23,100	21,519	1,581	107%
4282 · Recovered Lien Costs	500	1,000	-500	50%
Total 4100 · Berthing Income	<u>1,345,735</u>	<u>1,351,507</u>	<u>-5,772</u>	<u>100%</u>
4200 · Other Income - Operations				
4230 · SH Parking	64,718	71,000	-6,282	91%
4285 · Dog Fee	630	700	-70	90%
4290 · Misc	1,465	1,200	265	122%
Total 4200 · Other Income - Operations	<u>66,813</u>	<u>72,900</u>	<u>-6,087</u>	<u>92%</u>
Total 4000 · MARINA REVENUES	<u>1,412,548</u>	<u>1,424,407</u>	<u>-11,859</u>	<u>99%</u>

Moss Landing Harbor District
Profit & Loss Budget vs. Actual
July 2022 through January 2023

Expense	Jul '22 - Jan 23	Budget	\$ Over Budget	% of Budget
5200 · General & Administrative				
5100 · Advertising	1,042	3,792	-2,750	27%
5210 · Dues & Subscriptions	3,893	6,146	-2,253	63%
5220 · Office Supplies				
5223 · Administration	3,371	4,333	-962	78%
5225 · Operations	4,754	6,720	-1,966	71%
5228 · Maintenance	174			
Total 5220 · Office Supplies	8,299	11,053	-2,754	75%
5230 · Postage & Equip Lease				
5232 · Meter Lease	280	665	-385	42%
5235 · Postage	36	959	-923	4%
Total 5230 · Postage & Equip Lease	316	1,624	-1,308	19%
5240 · Copier Lease & Supplies				
5242 · Copier Lease	2,461	2,534	-73	97%
Total 5240 · Copier Lease & Supplies	2,461	2,534	-73	97%
5250 · Telephone & Communications				
5253 · Administration	9,166	10,451	-1,285	88%
5255 · Operations	1,673	567	1,106	295%
Total 5250 · Telephone & Communications	10,839	11,018	-179	98%
5260 · Professional Services				
5262 · Accounting	28,174	28,800	-626	98%
5263 · Audit fees	17,250	18,000	-750	96%
5265 · Legal	16,520	58,333	-41,813	28%
5268 · Computer Consulting	4,510	1,134	3,376	398%
5269 · Payroll Processing	2,734	3,073	-339	89%
Total 5260 · Professional Services	69,188	109,340	-40,152	63%
5270 · Licenses & Permits	2,734			
5290 · Credit Card Fees	2,611	5,915	-3,304	44%
5921 · Internet Billing Service	1,024	1,260	-236	81%
Total 5200 · General & Administrative	102,407	152,682	-50,275	67%
5300 · Personnel				
5310 · Salaries				
5313 · Administration	151,870	154,736	-2,866	98%
5315 · Operations	115,842	126,926	-11,084	91%
5318 · Maintenance	95,919	140,053	-44,134	68%
Total 5310 · Salaries	363,631	421,715	-58,084	86%
5330 · Payroll Taxes				
5333 · Administration	11,618	12,378	-760	94%
5335 · Operations	8,903	10,154	-1,251	88%
5338 · Maintenance	7,338	11,204	-3,866	65%
Total 5330 · Payroll Taxes	27,859	33,736	-5,877	83%
5340 · Employee Benefits				
5342 · Vehicle Allowance				
5343 · Administration	39,150	26,989	12,161	145%

Moss Landing Harbor District
Profit & Loss Budget vs. Actual
July 2022 through January 2023

	<u>Jul '22 - Jan 23</u>	<u>Budget</u>	<u>\$ Over Budget</u>	<u>% of Budget</u>
5345 · Operations	388			
5348 · Maintenance	41,955	45,565	-3,610	92%
Total 5340 · Employee Benefits	81,493	72,554	8,939	112%
5350 · Workers Compensation				
5353 · Administration	1,436	604	832	238%
5355 · Operations	5,445	7,561	-2,116	72%
5358 · Maintenance	5,005	5,996	-991	83%
Total 5350 · Workers Compensation	11,886	14,161	-2,275	84%
5360 · Education & Training				
5363 · Administration		1,000	-1,000	
5365 · Operations		1,000	-1,000	
Total 5360 · Education & Training		2,000	-2,000	
Total 5300 · Personnel	484,869	544,166	-59,297	89%
5400 · Insurance				
5410 · Liability Insurance	103,667	105,000	-1,333	99%
Total 5400 · Insurance	103,667	105,000	-1,333	99%
5500 · Utilities				
5510 · Garbage	75,571	70,000	5,571	108%
5520 · Gas and Electric	198,000	210,000	-12,000	94%
5530 · Water	29,755	26,250	3,505	113%
5540 · Sewer	26,147	29,167	-3,020	90%
Total 5500 · Utilities	329,473	335,417	-5,944	98%
5600 · Operating Supplies				
5610 · Vehicles	7,743	9,596	-1,853	81%
5625 · Operations	11,776	13,271	-1,495	89%
Total 5600 · Operating Supplies	19,519	22,867	-3,348	85%
5700 · Depreciation	278,250	278,250		100%
5800 · Repairs & Maintenance				
5810 · Vehicles	1,355	882	473	154%
5830 · Equip Rental	2,099	4,368	-2,269	48%
5850 · Repair Materials	25,916	41,419	-15,503	63%
5860 · Outside Service Contracts	51,373	46,667	4,706	110%
5870 · Derelict Disposal	21,994	35,000	-13,006	63%
Total 5800 · Repairs & Maintenance	102,737	128,336	-25,599	80%
5900 · Financial Expenses				
5990 · Bad Debt	16,625	17,500	-875	95%
Total 5900 · Financial Expenses	16,625	17,500	-875	95%
Total · MARINA EXPENSES	1,437,547	1,584,218	-146,671	91%
Net Ordinary Income - Marina Operations	-24,999	-159,811	134,812	16%

Moss Landing Harbor District
Profit & Loss Budget vs. Actual
July 2022 through January 2023

	<u>Jul '22 - Jan 23</u>	<u>Budget</u>	<u>\$ Over Budget</u>	<u>% of Budget</u>
4400 · LEASE AND OTHER INCOME				
4050 · Trust Lands Lease Revenue				
4051 · Vistra	45,589	45,589		100%
4053 · MBARI	19,594	19,594	0	100%
Total 4050 · Trust Lands Lease Revenue	<u>65,183</u>	<u>65,183</u>	<u>0</u>	<u>100%</u>
4500 · Leases				
4501 · K-Pier Lease	7,056	18,058	-11,002	39%
4502 · Cannery Building				
4517 · Suite 2	21,576	21,576		100%
4504 · Suite 3	59,663	59,663		100%
4511 · Suite 1 & 10	14,088	12,170	1,918	116%
4515 · Suite 4	57,701	57,701		100%
4518 · Suite 5	18,475	16,669	1,806	111%
4510 · Suite 6		8,800	-8,800	
4512 · Suite 7	9,226	9,226		100%
4503 · Suite 8	5,909	6,043	-134	98%
4520 · Suite 9	5,810	5,520	290	105%
4523 · Canary NNN	23,332	23,333	-1	100%
Total 4502 · Cannery Building	<u>215,780</u>	<u>220,701</u>	<u>-4,921</u>	<u>98%</u>
4530 · RV Lot	21,687	21,687		100%
4540 · Martin & Mason	16,614	16,614		100%
4560 · North Harbor				
4562 · Sea Harvest	31,932	23,941	7,991	133%
4568 · Monterey Bay Kayaks	12,502	46,994	-34,492	27%
Total 4560 · North Harbor	<u>44,434</u>	<u>70,935</u>	<u>-26,501</u>	<u>63%</u>
Total 4500 · Leases	<u>305,571</u>	<u>347,995</u>	<u>-42,424</u>	<u>88%</u>
4600 · District Property Taxes	217,883	150,000	67,883	145%
4700 · Other Revenues & Concessions				
4125 · Amenity Fee	217,142	216,402	740	100%
4126 · Passenger Vessel Fees	15,468	17,500	-2,032	88%
4710 · Vending Activities				
4711 · Washer/Dryer	4,640	4,900	-260	95%
4712 · Soda		50	-50	
Total 4710 · Vending Activities	<u>4,640</u>	<u>4,950</u>	<u>-310</u>	<u>94%</u>
4720 · Dry Storage	37,801	38,500	-699	98%
4725 · North Harbor Use Fee	88,609	102,083	-13,474	87%
4727 · Key Sales	3,550	2,333	1,217	152%
4730 · NH Washdown	100	700	-600	14%
4735 · Camp/RV	52	1,000	-948	5%
4740 · Equipment Rental	1,553	50	1,503	3,106%
4745 · Citations & Fines	1,367			

Moss Landing Harbor District
Profit & Loss Budget vs. Actual
July 2022 through January 2023

	<u>Jul '22 - Jan 23</u>	<u>Budget</u>	<u>\$ Over Budget</u>	<u>% of Budget</u>
4750 · Bid Packages		583	-583	
4751 · Permits	2,289	3,792	-1,503	60%
4765 · Faxes, Copies & Postage	977		977	100%
4770 · Surplus Auction/Sales		100	-100	
Total 4700 · Other Revenues & Concessions	<u>373,548</u>	<u>387,993</u>	<u>-14,445</u>	<u>96%</u>
4800 · Interest				
4843 · First Capital Bank	26,834	1,955	24,879	1,373%
4846 · Umpqua Interest	60	58	2	103%
Total 4800 · Interest	<u>26,894</u>	<u>2,013</u>	<u>24,881</u>	<u>1,336%</u>
Total 4400 · LEASE AND OTHER INCOME	<u>989,079</u>	<u>953,184</u>	<u>35,895</u>	<u>104%</u>
7000 · LEASE AND OTHER EXPENSES				
7100 · Interest Expense				
7134 · Umpqua NP Interest	33,425	33,427	-2	100%
Total 7100 · Interest Expense	<u>33,425</u>	<u>33,427</u>	<u>-2</u>	<u>100%</u>
7200 · Other Financial Expenses				
7221 · CSDA Dues	8,186	8,000	186	102%
7230 · LAFO Administrative Charges	5,868	7,000	-1,132	84%
Total 7200 · Other Financial Expenses	<u>14,054</u>	<u>15,000</u>	<u>-946</u>	<u>94%</u>
5700 · Depreciation	<u>278,250</u>	<u>278,250</u>		<u>100%</u>
7300 · Commissioner Expenses				
7310 · Election Costs		1,000,000	-1,000,000	
7320 · Monthly Stipend	6,325	11,667	-5,342	54%
7321 · Employer Payroll Taxes	484	933		52%
7330 · Incurred Expenses	2,387	1,983	404	120%
Total 7300 · Commissioner Expenses	<u>9,196</u>	<u>1,014,583</u>	<u>-1,005,387</u>	<u>1%</u>
Total 7000 · LEASE AND OTHER EXPENSES	<u>334,925</u>	<u>1,341,260</u>	<u>-1,006,335</u>	<u>25%</u>
Net Ordinary Income - Lease & Other Operations	<u>654,154</u>	<u>-388,076</u>	<u>1,042,230</u>	<u>-169%</u>
Net Ordinary Income - Combined Operations	<u>629,155</u>	<u>-547,887</u>	<u>1,177,042</u>	<u>-115%</u>

Moss Landing Harbor District
Profit & Loss Budget vs. Actual
July 2022 through January 2023

	<u>Jul '22 - Jan 23</u>	<u>Budget</u>	<u>\$ Over Budget</u>	<u>% of Budget</u>
Other Income/Expense				
Other Income				
8000 · CAPITAL PROJECT REVENUE				
8215 · FEMA Grant Receivable	375,065			
Total 8000 · CAPITAL PROJECT REVENUE	<u>375,065</u>			
Total Other Income	375,065		375,065	100%
Other Expense				
9000 · CAPITAL PROJECT EXPENSES				
5880 · Dredging		50,000	-50,000	
9053 · Dock Maintenance		150,000	-150,000	
9054 · Sea Lion Deterrent Fencing	910			
9150 · Cannery	830	625,000	-624,170	0%
9307 · Piling Replacement Proj.		350,000	-350,000	
9309 · New NH Building	105,547	3,000,000	-2,894,453	4%
9470 · NH Visitor Dock		400,000	-400,000	
9565 · Miscellaneous Capital Projects	114,070	370,000	-255,930	31%
9750 · Office Computers		5,000	-5,000	
9800 · Dock Replacement		<u>1,500,000</u>	<u>-1,500,000</u>	
Total 9000 · CAPITAL PROJECT EXPENSES	<u>221,357</u>	<u>6,450,000</u>	<u>-6,228,643</u>	<u>3%</u>
Total Other Expense	<u>221,357</u>	<u>6,450,000</u>	<u>-6,228,643</u>	<u>3%</u>
Net Other Income	<u>153,708</u>	<u>-6,450,000</u>	<u>6,603,708</u>	<u>-2%</u>
	<u>782,863</u>	<u>-6,997,887</u>	<u>7,780,750</u>	<u>-11%</u>

Moss Landing Harbor District Profit & Loss YTD Comparison July 2022 through January 2023

	<u>Jul '22 - Jan 23</u>	<u>Jul '21 - Jan 22</u>	<u>\$ Change</u>	<u>% Change</u>
Ordinary Income/Expense				
Income				
4000 · MARINA REVENUES				
4100 · Berthing Income				
4110 · Assigned Berthing	1,094,970	1,043,769	51,201	5%
4112 · Qtrly/Annual Discount	-2,971	-1,995	-976	-49%
4113 · Commercial Vessel Dscnt	-7,226	-7,110	-116	-2%
4114 · Away (1 mnth) Dscnt	-212	-142	-70	-49%
4115 · Temporary Berthing	142,588	153,865	-11,277	-7%
4120 · Liveaboard Fees	82,390	79,810	2,580	3%
4130 · Transient Berthing	7,821	4,498	3,323	74%
4220 · Wait List	3,775	5,550	-1,775	-32%
4260 · Towing - Intra Harbor		150	-150	-100%
4270 · Pumpouts	1,000	400	600	150%
4280 · Late Fees	23,100	18,016	5,084	28%
4282 · Recovered Lien Costs	500		500	100%
Total 4100 · Berthing Income	<u>1,345,735</u>	<u>1,296,811</u>	<u>48,924</u>	<u>4%</u>
4200 · Other Income - Operations				
4230 · SH Parking	64,718	75,429	-10,711	-14%
4285 · Dog Fee	630	680	-50	-7%
4290 · Misc	1,465	528	937	177%
Total 4200 · Other Income - Operations	<u>66,813</u>	<u>76,637</u>	<u>-9,824</u>	<u>-13%</u>
Total 4000 · MARINA REVENUES	<u>1,412,548</u>	<u>1,373,448</u>	<u>39,100</u>	<u>3%</u>

Moss Landing Harbor District Profit & Loss YTD Comparison July 2022 through January 2023

Expense	Jul '22 - Jan 23	Jul '21 - Jan 22	\$ Change	% Change
5200 · General & Administrative				
5100 · Advertising	1,042	3,695	-2,653	-72%
5210 · Dues & Subscriptions	3,893	4,395	-502	-11%
5220 · Office Supplies				
5223 · Administration	3,371	3,548	-177	-5%
5225 · Operations	4,754	7,708	-2,954	-38%
5228 · Maintenance	174		174	100%
Total 5220 · Office Supplies	8,299	11,256	-2,957	-26%
5230 · Postage & Equip Lease				
5232 · Meter Lease	280	302	-22	-7%
5235 · Postage	36	801	-765	-96%
Total 5230 · Postage & Equip Lease	316	1,103	-787	-71%
5240 · Copier Lease & Supplies				
5242 · Copier Lease	2,461	2,071	390	19%
Total 5240 · Copier Lease & Supplies	2,461	2,071	390	19%
5250 · Telephone & Communications				
5253 · Administration	9,166	8,248	918	11%
5255 · Operations	1,673	395	1,278	324%
Total 5250 · Telephone & Communications	10,839	8,643	2,196	25%
5260 · Professional Services				
5262 · Accounting	28,174	22,511	5,663	25%
5263 · Audit fees	17,250	17,000	250	1%
5265 · Legal	16,520	23,850	-7,330	-31%
5268 · Computer Consulting	4,510	1,478	3,032	205%
5269 · Payroll Processing	2,734	2,440	294	12%
Total 5260 · Professional Services	69,188	67,279	1,909	3%
5270 · Licenses & Permits	2,734		2,734	100%
5290 · Credit Card Fees	2,611	3,204	-593	-19%
5921 · Internet Billing Service	1,024	958	66	7%
Total 5200 · General & Administrative	102,407	102,604	-197	-0%
5300 · Personnel				
5310 · Salaries				
5313 · Administration	151,870	147,384	4,486	3%
5315 · Operations	115,842	95,468	20,374	21%
5318 · Maintenance	95,919	77,867	18,052	23%
Total 5310 · Salaries	363,631	320,719	42,912	13%
5330 · Payroll Taxes				
5333 · Administration	11,618	11,269	349	3%
5335 · Operations	8,903	9,553	-650	-7%
5338 · Maintenance	7,338	5,960	1,378	23%
Total 5330 · Payroll Taxes	27,859	26,782	1,077	4%

Moss Landing Harbor District
Profit & Loss YTD Comparison
July 2022 through January 2023

	<u>Jul '22 - Jan 23</u>	<u>Jul '21 - Jan 22</u>	<u>\$ Change</u>	<u>% Change</u>
5340 · Employee Benefits				
5343 · Administration	39,150	32,078	7,072	22%
5345 · Operations	388	487	-99	-20%
5348 · Maintenance	41,955	35,180	6,775	19%
Total 5340 · Employee Benefits	<u>81,493</u>	<u>67,745</u>	<u>13,748</u>	<u>20%</u>
5350 · Workers Compensation				
5353 · Administration	1,436	2,100	-664	-32%
5355 · Operations	5,445	3,548	1,897	53%
5358 · Maintenance	5,005	3,686	1,319	36%
Total 5350 · Workers Compensation	<u>11,886</u>	<u>9,334</u>	<u>2,552</u>	<u>27%</u>
5360 · Education & Training				
5363 · Administration		3,224	-3,224	-100%
5365 · Operations		129	-129	-100%
Total 5360 · Education & Training		<u>3,353</u>	<u>-3,353</u>	<u>-100%</u>
Total 5300 · Personnel	<u>484,869</u>	<u>427,933</u>	<u>56,936</u>	<u>13%</u>
5400 · Insurance				
5410 · Liability Insurance	103,667	96,930	6,737	7%
Total 5400 · Insurance	<u>103,667</u>	<u>96,930</u>	<u>6,737</u>	<u>7%</u>
5500 · Utilities				
5510 · Garbage	75,571	66,619	8,952	13%
5520 · Gas and Electric	198,000	167,909	30,091	18%
5530 · Water	29,755	23,604	6,151	26%
5540 · Sewer	26,147	23,740	2,407	10%
Total 5500 · Utilities	<u>329,473</u>	<u>281,872</u>	<u>47,601</u>	<u>17%</u>
5600 · Operating Supplies				
5610 · Vehicles	7,743	4,803	2,940	61%
5620 · Vessels		476	-476	-100%
5625 · Operations	11,776	9,318	2,458	26%
Total 5600 · Operating Supplies	<u>19,519</u>	<u>14,597</u>	<u>4,922</u>	<u>34%</u>
5700 · Depreciation	278,250	291,680	-13,430	-5%
5800 · Repairs & Maintenance				
5810 · Vehicles	1,355	293	1,062	362%
5830 · Equip Rental	2,099	2,017	82	4%
5850 · Repair Materials	25,916	16,329	9,587	59%
5860 · Outside Service Contracts	51,373	50,432	941	2%
5870 · Derelict Disposal	21,994	33,726	-11,732	-35%
Total 5800 · Repairs & Maintenance	<u>102,737</u>	<u>102,797</u>	<u>-60</u>	<u>-0%</u>
5900 · Financial Expenses				
5920 · Bank Service Charges		4,260	-4,260	-100%
5990 · Bad Debt	16,625	14,875	1,750	12%
Total 5900 · Financial Expenses	<u>16,625</u>	<u>19,135</u>	<u>-2,510</u>	<u>-13%</u>
Total · MARINA EXPENSES	<u>1,437,547</u>	<u>1,337,548</u>	<u>100,000</u>	<u>0</u>
Net Ordinary Income - Marina Operations	<u>-24,999</u>	<u>35,901</u>	<u>-60,900</u>	<u>-2</u>

Moss Landing Harbor District
Profit & Loss YTD Comparison
July 2022 through January 2023

	Jul '22 - Jan 23	Jul '21 - Jan 22	\$ Change	% Change
4400 · LEASE AND OTHER INCOME				
4050 · Trust Lands Lease Revenue				
4051 · Vistra	45,589	42,863	2,726	6%
4053 · MBARI	19,594	17,403	2,191	13%
Total 4050 · Trust Lands Lease Revenue	65,183	60,266	4,917	8%
4500 · Leases				
4501 · K-Pier Lease	7,056	18,614	-11,558	-62%
4502 · Cannery Building				
4517 · Suite 2	21,576	20,481	1,095	5%
4504 · Suite 3	59,663	56,636	3,027	5%
4511 · Suite 1 & 10	14,088	11,552	2,536	22%
4515 · Suite 4	57,701	54,620	3,081	6%
4518 · Suite 5	18,475	16,012	2,463	15%
4510 · Suite 6		8,353	-8,353	-100%
4512 · Suite 7	9,226	10,009	-783	-8%
4503 · Suite 8	5,909	5,737	172	3%
4520 · Suite 9	5,810	4,000	1,810	45%
4523 · Canary NNN	23,332	23,256	76	0%
Total 4502 · Cannery Building	215,780	210,656	5,124	2%
4530 · RV Lot	21,687	20,586	1,101	5%
4540 · Martin & Mason	16,614	26,911	-10,297	-38%
4560 · North Harbor				
4562 · Sea Harvest	31,932	21,594	10,338	48%
4568 · Monterey Bay Kayaks	12,502	31,831	-19,329	-61%
Total 4560 · North Harbor	44,434	53,425	-8,991	-17%
Total 4500 · Leases	305,571	330,192	-24,621	-7%
4600 · District Property Taxes	217,883	203,898	13,985	7%
4700 · Other Revenues & Concessions				
4125 · Amenity Fee	217,142	206,178	10,964	5%
4126 · Passenger Vessel Fees	15,468	2,258	13,210	585%
4710 · Vending Activities				
4711 · Washer/Dryer	4,640	6,094	-1,454	-24%
4712 · Soda		115	-115	-100%
Total 4710 · Vending Activities	4,640	6,209	-1,569	-25%
4720 · Dry Storage	37,801	35,376	2,425	7%
4725 · North Harbor Use Fee	88,609	119,080	-30,471	-26%
4727 · Key Sales	3,550	2,826	724	26%
4730 · NH Washdown	100	480	-380	-79%
4735 · Camp/RV	52	1,566	-1,514	-97%
4740 · Equipment Rental	1,553	271	1,282	473%
4745 · Citations & Fines	1,367	2,266	-899	-40%
4751 · Permits	2,289	5,016	-2,727	-54%
4765 · Faxes, Copies & Postage	977		977	100%
Total 4700 · Other Revenues & Concessions	373,548	381,526	-7,978	-2%

Moss Landing Harbor District
Profit & Loss YTD Comparison
July 2022 through January 2023

	<u>Jul '22 - Jan 23</u>	<u>Jul '21 - Jan 22</u>	<u>\$ Change</u>	<u>% Change</u>
4800 · Interest				
4841 · Union Bank Interest		212	-212	-100%
4843 · First Capital Bank	26,834	1,912	24,922	1,303%
4846 · Umpqua Interest	60	60	0	
Total 4800 · Interest	<u>26,894</u>	<u>2,184</u>	<u>24,710</u>	<u>1,131%</u>
Total 4400 · LEASE AND OTHER INCOME	<u>989,079</u>	<u>978,066</u>	<u>11,013</u>	<u>1%</u>
7000 · LEASE AND OTHER EXPENSES				
7100 · Interest Expense				
7134 · Umpqua NP Interest	33,425	38,841	-5,416	-14%
Total 7100 · Interest Expense	<u>33,425</u>	<u>38,841</u>	<u>-5,416</u>	<u>-14%</u>
7200 · Other Financial Expenses				
7221 · CSDA Dues	8,186	7,615	571	7%
7230 · LAFO Administrative Charges	5,868	5,393	475	9%
Total 7200 · Other Financial Expenses	<u>14,054</u>	<u>13,008</u>	<u>1,046</u>	<u>8%</u>
5700 · Depreciation	278,250	291,680	-13,430	-5%
7300 · Commissioner Expenses				
7320 · Monthly Stipend	6,325	9,000	-2,675	-30%
7321 · Employer Payroll Taxes	484	688	-204	-30%
7330 · Incurred Expenses	2,387	1,326	1,061	80%
Total 7300 · Commissioner Expenses	<u>9,196</u>	<u>11,014</u>	<u>-1,818</u>	<u>-17%</u>
Total 7000 · LEASE AND OTHER EXPENSES	<u>334,925</u>	<u>354,543</u>	<u>-19,618</u>	<u>-0</u>
Net Ordinary Income - Lease & Other Operations	<u>654,154</u>	<u>623,524</u>	<u>30,631</u>	<u>0</u>
Net Ordinary Income - Combined Operations	<u>629,155</u>	<u>659,424</u>	<u>-30,269</u>	<u>-0</u>

Moss Landing Harbor District
Profit & Loss YTD Comparison
 July 2022 through January 2023

	<u>Jul '22 - Jan 23</u>	<u>Jul '21 - Jan 22</u>	<u>\$ Change</u>	<u>% Change</u>
Other Income/Expense				
Other Income				
8000 · CAPITAL PROJECT REVENUE				
8215 · FEMA Grant Receivable	375,065		375,065	100%
Total 8000 · CAPITAL PROJECT REVENUE	<u>375,065</u>		<u>375,065</u>	<u>100%</u>
Total Other Income	375,065		375,065	100%
Other Expense				
9000 · CAPITAL PROJECT EXPENSES				
5880 · Dredging		295	-295	-100%
9054 · Sea Lion Deterrent Fencing	910		910	100%
9150 · Cannery	830		830	100%
9309 · New NH Building	105,547		105,547	100%
9565 · Miscellaneous Capital Projects	114,070		114,070	100%
Total 9000 · CAPITAL PROJECT EXPENSES	<u>221,357</u>	<u>295</u>	<u>221,062</u>	<u>74,936%</u>
Total Other Expense	<u>221,357</u>	<u>295</u>	<u>221,062</u>	<u>74,936%</u>
Net Other Income	<u>153,708</u>	<u>-295</u>	<u>154,003</u>	<u>52,204%</u>
Net Income	<u><u>782,863</u></u>	<u><u>659,129</u></u>	<u><u>123,734</u></u>	<u><u>19%</u></u>

Moss Landing Harbor District
A/P Aging Summary
As of January 31, 2023

	<u>Current</u>	<u>1 - 30</u>	<u>31 - 60</u>	<u>61 - 90</u>	<u>> 90</u>	<u>TOTAL</u>
Allied Administrators for Delta Dental		-732.24				-732.24
AT&T	518.74					518.74
Byte Technology		75.00	642.00			717.00
CalPERS		-4,855.65				-4,855.65
Castroville "ACE" Hardware	94.34					94.34
Central Coast Systems, Inc.	105.00					105.00
Cintas	743.60					743.60
Damm Good Water	111.90					111.90
Despard Marine Services			500.00			500.00
Employment Development Dept.		41.00				41.00
Henderson Marine Supply			1,642.79	581.67	217.56	2,442.02
Home Depot Credit Services		724.53				724.53
Jarvis Fay, LLP	1,700.00					1,700.00
Jeff Swedberg	550.00					550.00
Joshua Williams		560.00				560.00
Lockton Insurance Brokers, LLC	100.00					100.00
Mechanics Bank	1,750.13					1,750.13
Monterey Sanitary Supply		754.22				754.22
Moss Landing Boat Works	47.38					47.38
Pajaro/Sunny Mesa C.S.D.	2,703.16					2,703.16
PG&E		-30,000.00				-30,000.00
Tri County Fire Protection	260.19					260.19
U.S. Bank	630.31					630.31
U.S. Bank - Office Equipment Finance Svc		-271.21				-271.21
Valero Marketing and Supply Company		679.84				679.84
VALIC	2,983.49					2,983.49
Verizon Wireless	112.08					112.08
Vision Sevice Plan		-94.37				-94.37
West Marine Pro			82.75		-350.48	-267.73
Yao Budan	382.50					382.50
TOTAL	<u>12,792.82</u>	<u>-33,118.88</u>	<u>2,867.54</u>	<u>581.67</u>	<u>-132.92</u>	<u>-17,009.77</u>

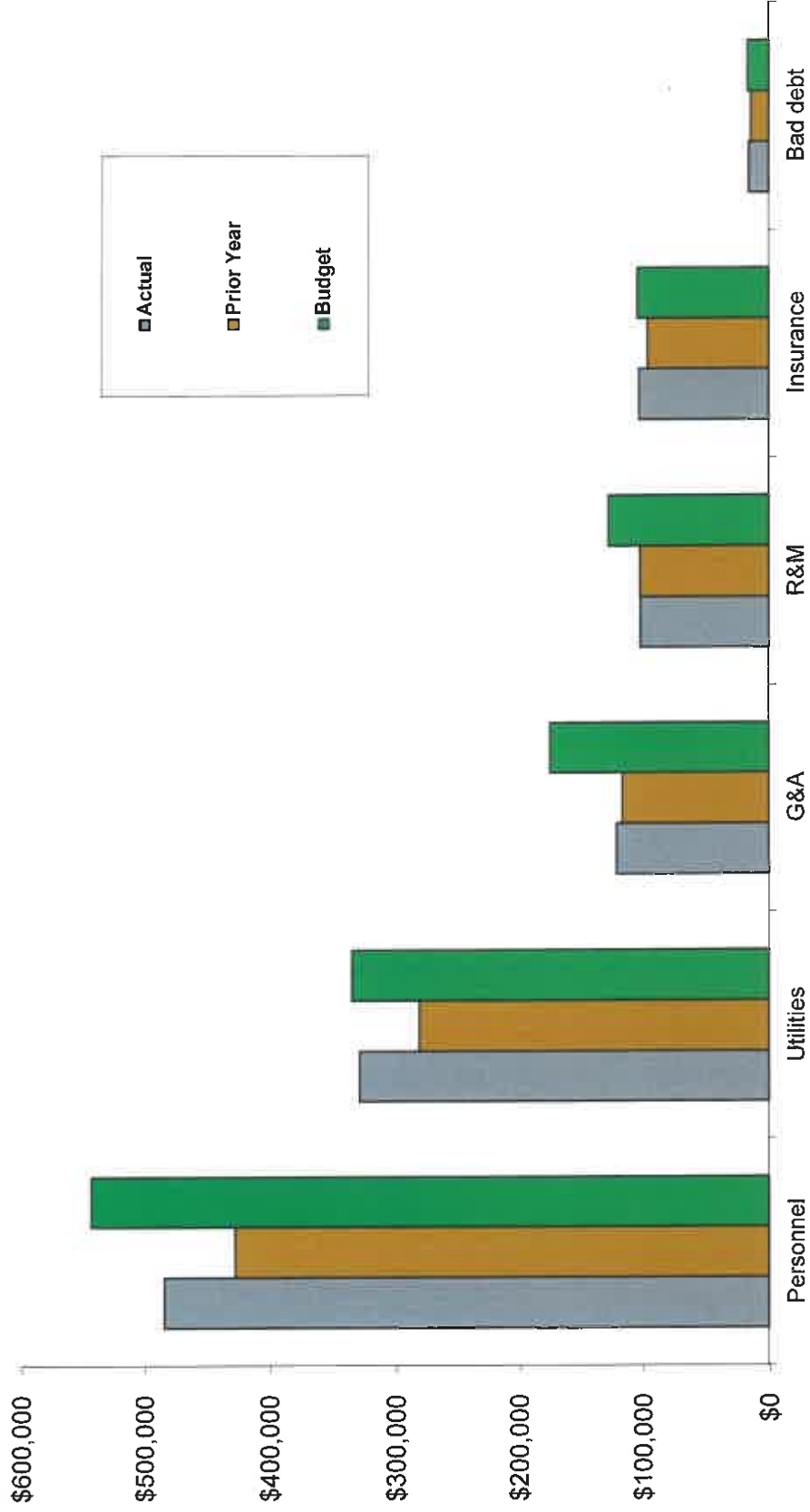
Moss Landing Harbor District
Warrant Listing
As of January 31, 2023

<u>Type</u>	<u>Date</u>	<u>Num</u>	<u>Name</u>	<u>Amount</u>
1001 - 1st Capital Operating Account				
Check	01/05/2023		Payroll Partners	-143.41
Check	01/05/2023		NPC Merchant Pymt Proc	-2,273.11
Check	01/06/2023	4084	Neal Norris	-1,020.85
Bill Pmt -Check	01/10/2023	19826	Allied Administrators for Delta Dental	-732.24
Bill Pmt -Check	01/10/2023	19827	Carmel Marina Corporation	-2,216.92
Bill Pmt -Check	01/10/2023	19828	Castroville "ACE" Hardware	-260.66
Bill Pmt -Check	01/10/2023	19829	Christian Bamber	-575.00
Bill Pmt -Check	01/10/2023	19830	Employ America	-1,369.78
Bill Pmt -Check	01/10/2023	19831	Icon Building & Developement, Inc.	-123,480.17
Bill Pmt -Check	01/10/2023	19832	Jamie Blocher	-550.00
Bill Pmt -Check	01/10/2023	19833	JD's Plumbing, Inc.	-2,195.00
Bill Pmt -Check	01/10/2023	19834	Mechanics Bank	-275.97
Bill Pmt -Check	01/10/2023	19835	Monterey Sanitary Supply	-1,099.88
Bill Pmt -Check	01/10/2023	19836	Moss Landing Boat Works	-94.78
Bill Pmt -Check	01/10/2023	19837	Moss Landing Chamber of Commerce	-80.00
Bill Pmt -Check	01/10/2023	19838	Pajaro Valley Lock Shop	-100.29
Bill Pmt -Check	01/10/2023	19839	Pajaro/Sunny Mesa C.S.D.	-3,300.96
Bill Pmt -Check	01/10/2023	19840	PG&E	-30,000.00
Bill Pmt -Check	01/10/2023	19841	Pitney Bowes Global Financial Svc LLC	-151.21
Bill Pmt -Check	01/10/2023	19842	Razzolink, Inc.	-136.85
Bill Pmt -Check	01/10/2023	19843	Royal Wholesale Electric	-245.25
Bill Pmt -Check	01/10/2023	19844	TK Elevator	-720.01
Bill Pmt -Check	01/10/2023	19845	Tommy Razzeca	-350.00
Bill Pmt -Check	01/10/2023	19846	Tri County Trohpy and Engraving	-43.00
Bill Pmt -Check	01/10/2023	19847	U.S. Bank	-1,692.66
Bill Pmt -Check	01/10/2023	19848	U.S. Bank - Office Equipment Finance Svc	-271.21
Bill Pmt -Check	01/10/2023	19849	United Site Services of Calif., Inc.	-544.99
Bill Pmt -Check	01/10/2023	19850	VALIC	-1,988.99
Bill Pmt -Check	01/10/2023	19851	Vision Sevice Plan	-94.37
Bill Pmt -Check	01/10/2023	19852	West Marine Pro	-428.47
Bill Pmt -Check	01/10/2023	19853	Carmel Marina Corporation	-7,458.76
Bill Pmt -Check	01/10/2023	19854	Mechanics Bank	-592.94
Bill Pmt -Check	01/10/2023	19855	Carmel Marina Corporation	-1,801.44
Bill Pmt -Check	01/10/2023	19856	Mechanics Bank	-227.46
Bill Pmt -Check	01/19/2023	19859	Carmel Marina Corporation	-230.90
Check	01/19/2023		Payroll Partners	-561.05
Check	01/20/2023	4085	Neal Norris	-1,020.86
Bill Pmt -Check	01/24/2023	19858	AT&T	-529.58
Bill Pmt -Check	01/24/2023	19860	AT&T	-638.40
Bill Pmt -Check	01/24/2023	19861	Auto Care LifeSaver Towing	-2,880.00
Bill Pmt -Check	01/24/2023	19862	CalPERS	-4,855.65
Bill Pmt -Check	01/24/2023	19863	Card Lock Company	-238.38
Bill Pmt -Check	01/24/2023	19864	Cintas	-594.88
Bill Pmt -Check	01/24/2023	19865	Jarvis Fay, LLP	-1,140.00

Moss Landing Harbor District
Warrant Listing
As of January 31, 2023

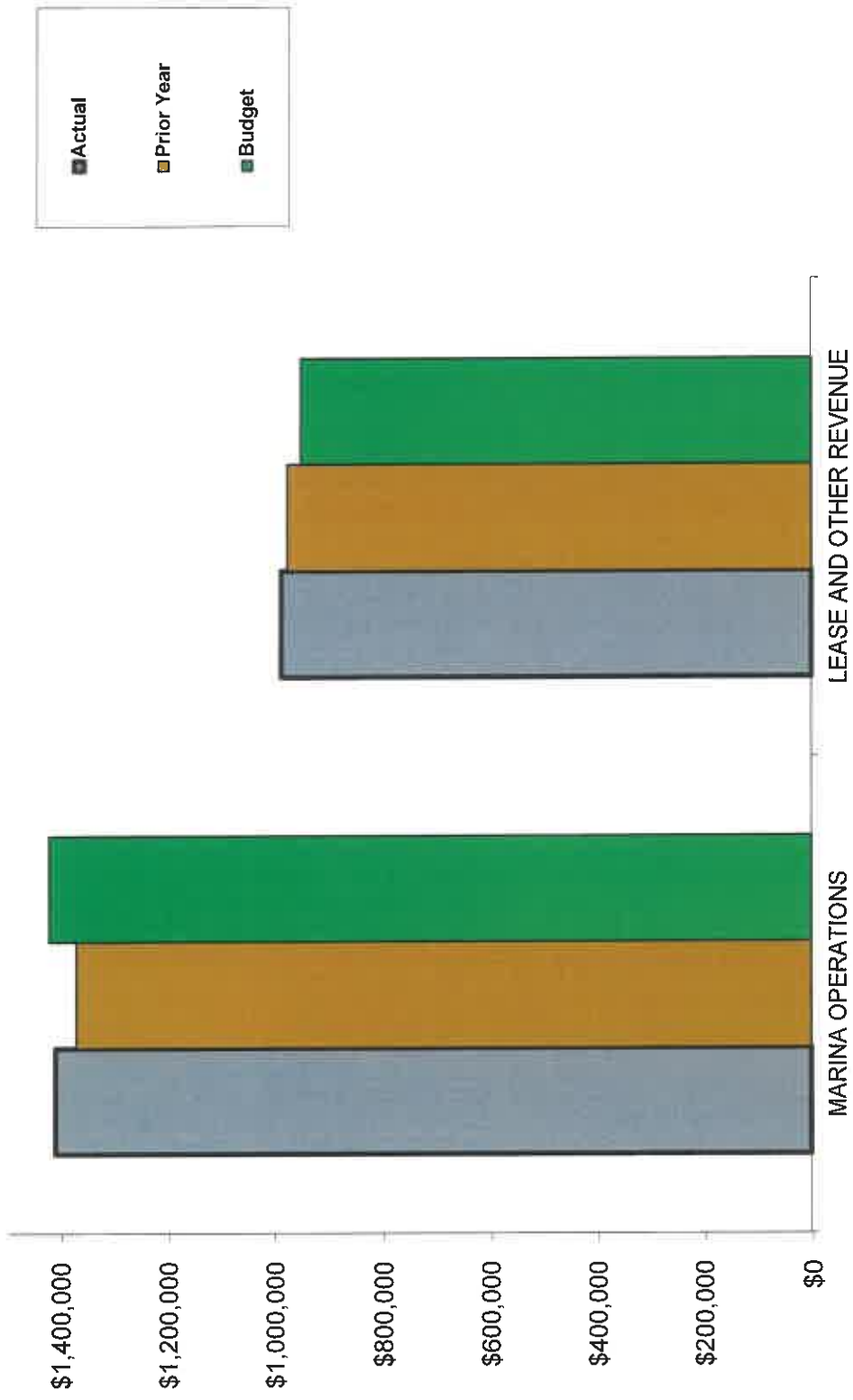
<u>Type</u>	<u>Date</u>	<u>Num</u>	<u>Name</u>	<u>Amount</u>
Bill Pmt -Check	01/24/2023	19866	Moss Landing Boat Works	-2,460.00
Bill Pmt -Check	01/24/2023	19867	SWRCB	-2,734.00
Bill Pmt -Check	01/24/2023	19868	Urban Trapping Wildlife Control	-400.00
Bill Pmt -Check	01/24/2023	19869	Verizon Wireless	-112.02
Bill Pmt -Check	01/24/2023	19870	WASH	-220.47
Bill Pmt -Check	01/24/2023	19871	Wendy L. Cumming, CPA	-3,588.75
Bill Pmt -Check	01/24/2023	19884	Sea Engineering, Inc.	-4,750.00
Total 1001 · 1st Capital Operating Account				-213,471.57
TOTAL				-213,471.57

**Operating Expenses
Year to Date Actuals vs. Budget and Prior Year
January 31, 2023**

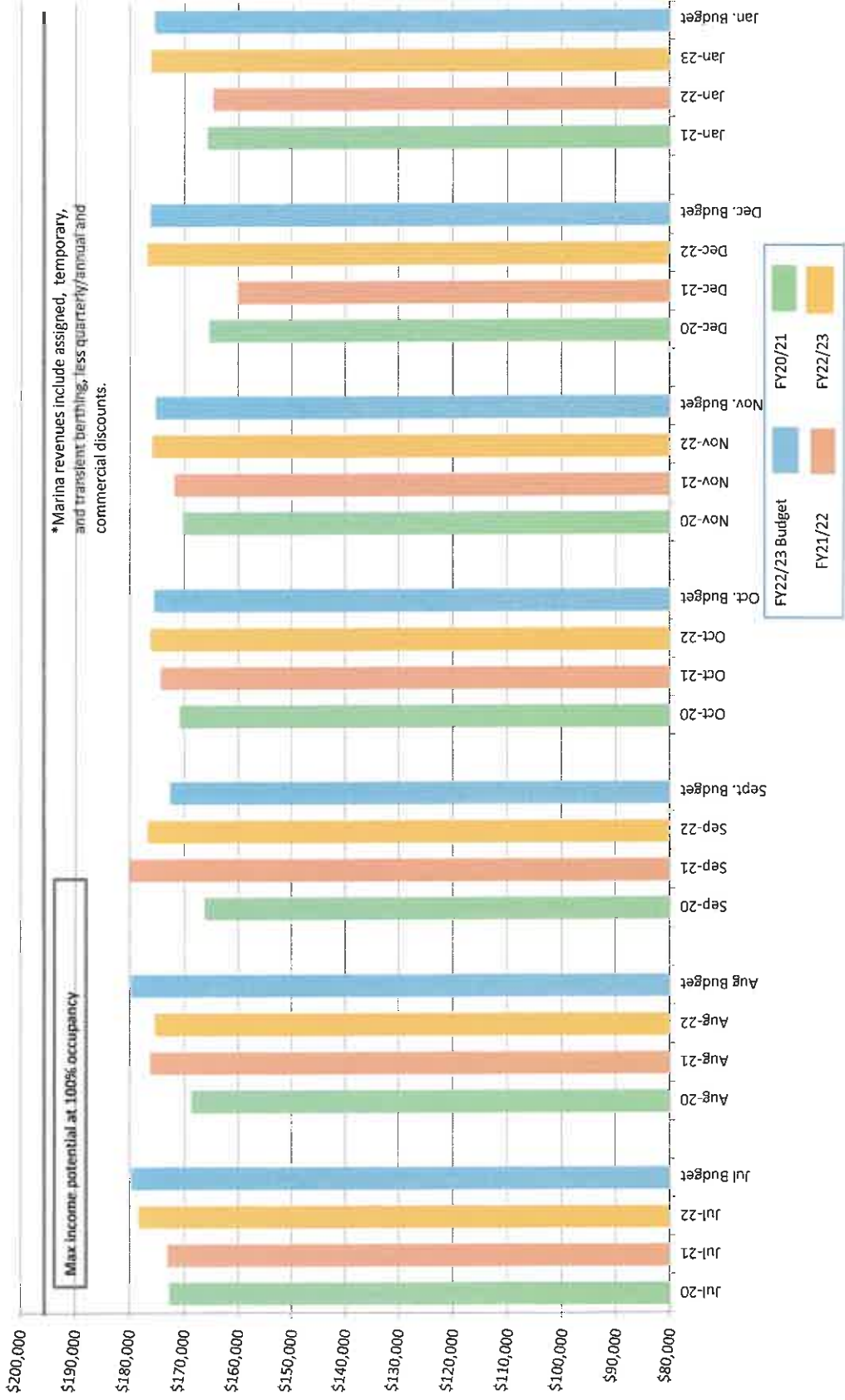


**** Expenses Exclude Dredging, Depreciation and Interest Expenses****

**Marina, Lease and Other Revenue
Year to Date Actual vs. Budget and Prior Year
January 31, 2023**



Moss Landing Harbor District Marina Revenue* (Berthing) - 3 Year Comparison





7881 SANDHOLDT ROAD
MOSS LANDING, CA 95039

TELEPHONE – 831.633.5417
FACSIMILE – 831.633.4537



BOARD OF HARBOR COMMISSIONERS

Russell Jeffries
Vincent Ferrante
James Goulart
Liz Soto
Albert Lomeli

**GENERAL MANAGER
HARBOR MASTER**

Tom Razzeca

STAFF REPORT

**ITEM NUMBER 03 – PROJECT STATUS
BOARD MEETING February 22, 2023**

1. North Harbor Building: Per the Direction of the Board the General Manager contracted with WRD Architects to complete the interior drawings/plans for the North Harbor Building. The construction drawings have since been completed and submitted to Monterey County for review and ultimately issuance of permits. Currently staff and WRD are beginning the process of preparing bid documents to be used once the permits have been issued by Monterey County allowing the District to proceed with a public bid and contractor selection to begin the buildout of the North Harbor Building. The staff goal is to have construction underway by Summer 2023.

2. North Harbor Inn Project: This project remains on hold while the District explores options with the property.

3. Harbor Infrastructure Improvement Project: Resulting from the tsunami that took place on January 15, 2022, staff discovered that the District has sustained damage to piles, docks, shoreline and navigation channels in the Harbor. The District's consultant Sea Engineering is currently preparing project design plans which will be used for permitting of the project once complete. Staff will continue to update the Board and public as we have additional information moving forward in the process. I have included a schedule for this project as provided by our consulting firm Sea Engineering below for reference.


Sea Engineering update for our work in assisting with the design and permitting of repairs to piles, docks and shoreline area damaged by the 2022 tsunami:

- Design
 - Completed - 95% Drawings and Specifications (to be used for final permit applications)
 - Next steps - Finalize drawings and specifications (65%, 85%, 100%)
 - Schedule - 65% completed by Feb 2023, 85% March 2023, 100% April 2023 (project out to bid in May 2023?)

- Permitting

SERVING COMMERCIAL FISHING AND RECREATIONAL BOATING SINCE 1947

- Completed - communications and partial draft permit applications for CCC, USACE, and Regional Water Quality Board
- Next steps - Submit final permit applications this month
- Schedule - Final applications submitted Feb 2023 to meet the expectation of approval by project start of Fall 2023



BOARD OF COMMISSIONERS
 Russ Jeffries
 Vince Ferrante
 James R. Goulart
 Liz Soto
 Albert Lomeli

7881 SANDHOLDT ROAD
 MOSS LANDING, CA 95039

TELEPHONE – 831.633.5417
 FACSIMILE – 831.633.4537




GENERAL MANAGER
 HARBORMASTER
 Tommy Razzeca

STAFF REPORT

ITEM NUMBER 04 – SUMMARY OF PERMITS ISSUED BOARD MEETING OF FEBRUARY 22, 2023

Permittee	Issue Date	Status	Permit Type	Exp. Date
Elkhorn Slough Research Foundation	01/01/2023	Current	Facilities Use	01/01/24
Blue Ocean Whale Watch	2/18/2022	Current	Facilities Use	2/18/2024
Whisper Charters	2/28/2022	Current	Facilities Use	2/28/2023
Fast Raft	3/28/2022	Current	Facilities Use	3/28/2023
Monterey Eco Tours	4/16/2022	Current	Facilities Use	4/16/2023
Oceanic Expeditions	4/21/2022	Current	Facilities Use	4/21/2023
Venture Quest Kayaking	6/12/2022	Current	Facilities Use	6/12/2023
Monterey Bay Hydrobikes	6/12/2022	Current	Facilities Use	6/12/2023
Reel Nasty Sportfishing	6/12/2022	Current	Facilities Use	6/12/2023
Kayak Connection	6/30/2022	Current	Facilities Use	6/30/2023
Sanctuary Cruises	6/30/2022	Current	Facilities Use	6/30/2023
Sea Goddess Whale Watching-Tours	6/30/2022	Current	Facilities Use	6/30/2023
MBARI-Slough Test Moorings	6/30/2022	Current	Facilities Use	6/30/2023
Slater Moore Photography	07/07/2022	Current	Facilities Use	07/07/2023
Peninsula Dive Services	09/30/2022	Current	Facilities Use	09/30/2023
Elkhorn Slough Safari - Tours	10/19/2022	Current	Facilities Use	10/19/2023
Blue Water Ventures	10/30/2022	Current	Facilities Use	10/30/2023
Wild Fish-Vicki Crow	11/30/2022	Current	Peddlers	11/30/2023



BOARD OF COMMISSIONERS
Russ Jeffries
Vincent Ferrante
James Goulart
Liz Soto
Albert Lomeli

7881 SANDHOLDT ROAD
MOSS LANDING, CA 95039

TELEPHONE – 831.633.5417
FACSIMILE – 831.633.4537



GENERAL MANAGER
HARBORMASTER
Tommy Razzeca

STAFF REPORT

ITEM NUMBER 05 – MEETING ANNOUNCEMENTS
BOARD MEETING OF FEBRUARY 22, 2023

Monterey County Fish and Game Advisory Commission – Meetings are on the 2nd Tuesday of even months. <http://www.co.monterey.ca.us/bcandc/fishgame.html>

Moss Landing Chamber of Commerce Meetings – Due to COVID-19 all meetings are done by E-mail until further notice but will eventually resume on the 2nd Thursday of each month in Moss Landing Harbor District Board Room, 4 p.m.

Monterey Bay Sanctuary Advisory Council Meetings – 2022 - <https://montereybay.noaa.gov>

May 19th– Hybrid (Virtual & In-Person) Meeting
LOCATION TBD



7881 SANDHOLDT ROAD
MOSS LANDING, CA 95039

TELEPHONE – 831.633.5417
FACSIMILE – 831.633.4537



BOARD OF COMMISSIONERS

Russell Jeffries
Vincent Ferrante
James Goulart
Liz Soto
Albert Lomeli

**GENERAL MANAGER
HARBOR MASTER**

Tom Razzeca

STAFF REPORT

**ITEM NUMBER 06 - LIVEABOARD REPORT
BOARD MEETING OF FEBRUARY 22, 2023**

Pursuant to Ordinance Code §6.110 D) 1), attached is the report containing the names of all permitted live aboard vessels and all persons living aboard. The permits for these live boards have automatically renewed through the last day of this month. As of this writing, there are no (1) revocation actions pending.

<u>Name</u>	<u>Vessel</u>
1. Hartman, Guenter	Taku, CF 7913 KL
2. Jones, L	Intrepid CF 0292 VE
3. Matsunaga, F	Mon Rochelle CF 8424 FB
4. Burns, P.	Tralfamadore, CF 9430 GL
5. Byrnes, K.	Grand Slam, CF 4540 FE
6. Doyle, M	Billikon, CF 3946 TM
7. Cayuela, R.	Rachel Angelet, CF 6969 UB
8. Michael, McVay	Gaviota, CF 4863 FP
9. Hughes, S	Sojourn, on 1067078
10. Dunn, J	Knot To Worry, CF 6383 GU
11. Chambers, B.	Pyxis, ON 984193
12. Massat, A	No Name no CF#
13. Clark D.	Seaside Escape CF 4356 HW
14. Degnan, P.	No Name, CF 8344 GT
15. (Pending)	
16. Elwell, G.	Pearl, ON 557575
17. Faneuf, C.	Ghost Ryder ON 1048498
18. Buford, C	No Name, CF 9215 EF
19. Potter, D.	Danu CF 4085 GC
20. Listle, A	Tekin ON 616325
21. Glovin, D	Aint to Shabby CF 7434 SL
22. Laoretti, P/ Laoretti, S	Shaka, ON 699611
23. Johnston, Bill	Heart Of Gold, CF 7590 EP
24. Groom D	Phoenix, CF 5084 GJ

SERVING COMMERCIAL FISHING AND RECREATIONAL BOATING SINCE 1947

25. Jones, H.
26. Jones, T.
27. Kennedy C.
28. Ayres, Lloyd
29. Varier, G
30. Malone, RJ
31. Marsee, E, Lynch, C
32. Burnett, Gary
33. Maris, T.
34. Robinson, D/ Robinson, L
35. Nieman J
36. Niswonger, R.
37. Cain, C
38. Otis, T.
39. Paul, J
40. Schlegelmilch, William
41. (Pending)
42. Raaphorst, D.
43. Reins, D.
44. Rotger, M.
45. Dyer, B
46. Piro, Daniel
47. Schmidt, L
48. Sopota, M
49. Silveira, P
50. Salisbury, J.
51. Thomas, B.
52. Tufts, M.
53. Syracuse, Mike
54. Wolinski, Peter
55. (Pending)
56. Samuelson, T.
57. Podolkhov, R
58. Riberal, Y/ Eric Duekerson
59. Schwontes, N/ Mosolov, A
60. Bowler, J

- Laetare, CF 5495 YB
 Sanity, CF 5249 SC
 Aztlan, ON 281903
 Gaviota, CF 4656 GG
 Athena CF 1523 FF
 Francis W, CF 2017 UZ
 Tolly Craft CF 9521 HT
 Zinful CF5419 JG
 Nimble, CF 3730 KB
 Damn Baby CF 9442 EX
 Inia, ON 1074183
 Illusion, CF 0836 TA
 Sails Call, CF 7291 TG
 Blue Moon, CF 1886 GT
 La Wanda CF 5014 FR
 Bull Dog ON 1219673
- Spirit, ON 664971
 Second Paradise, ON 912484
 Raven, ON 241650
 Star of Light ON 1056334
 Gulf Star CF 6082 GL
 Lady Monroe CF5007 UM
 Mischief Maker, CF 9666 JK
 Quiet times, CF 2067 GC
 Oceanid, CF 4210 GA
 Coho, CF 9974 KK
 Enchantress, CF 0878 SX
 Sea Star, CF 4213 ES
 Muffin, ON 1148169
- Moonstone CF 5122 GX
 I'll be seeing you CF 3851 SJ
 Boss Lady, ON 556296
 Luna Sea, ON 1138367
 Myrtle Mae, CF 3187 FN

Total Number Vessels: 57
 Total Number Persons: 64
 Pending Applications -3-



BOARD OF COMMISSIONERS
Russell Jeffries
Vincent Ferrante
James Goulart
Liz Soto
Albert Lomeli

7881 SANDHOLDT ROAD
MOSS LANDING, CA 95039

TELEPHONE – 831.633.2461
FACSIMILE – 831.633.1201

GENERAL MANAGER/HARBOR MASTER
Tom Razzeca

STAFF REPORT

ITEM NUMBER 7 - SLIP INCOME REPORT
BOARD MEETING OF FEBRUARY 22, 2023

Slip Rates 2022/2023 per linear foot:

Assigned: \$9.02/ft./month
Temporary: \$13.45/ft./month
Transient: \$1.25/ft./day

INCOME

January 2023
\$176,330

January 2022
\$164,711

January 2023 Budget
\$175,684

For the month, slip income is higher than budget by \$1k. The higher than budget amount is attributed to higher temporary berthing revenue, offset by slightly lower transient berthing revenue. Slip income is higher than the prior year by \$12k, mostly due to higher assigned and temporary berthing revenue.



BOARD OF COMMISSIONERS
Russell Jeffries
Vincent Ferrante
James Goulart
Liz Soto
Albert Lomeli

7881 SANDHOLDT ROAD
MOSS LANDING, CA 95039

TELEPHONE – 831.633.2461
FACSIMILE – 831.633.1201

GENERAL MANAGER/HARBOR MASTER
Tom Razzeca

STAFF REPORT

ITEM NUMBER 08 – INCIDENT REPORT
BOARD MEETING OF February 22, 2023

1/31/2023 Staff contacted the Monterey County Sheriff's Department regarding a reported domestic incident taking place on a vessel in the Harbor. Deputies arrived and spoke with both occupants of the vessel before leaving, no arrests were made.

No further incidents to report as of February 14, 2023.



7881 SANDHOLDT ROAD
MOSS LANDING, CA 95039

TELEPHONE – 831.633.5417
FACSIMILE – 831.633.4537



BOARD OF HARBOR COMMISSIONERS

Russell Jeffries
Vincent Ferrante
James R. Goulart
Liz Soto
Albert Lomeli

**GENERAL MANAGER
HARBOR MASTER**

Tom Razzeca

STAFF REPORT

ITEM NUMBER 19 – RESOLUTION 23-01 NOMINATING VINCE FERRANTE TO THE CSDA BOARD OF DIRECTORS BOARD MEETING OF FEBRUARY 22, 2023

The California Special Districts Association (CSDA) Board of Directors is the governing body responsible for all policy decisions affecting CSDA's member services and legislative programs. Its functions are useful in representing the common interests of all California's special districts before the Legislature. The Harbor District is a member of CSDA.

CSDA has issued an invitation for interested candidates to fill terms of directors on the Board whose terms expire in December 2023. Each term is for a period of 3 years. MLHD is located in Coastal Network 5, and the expiring term is for Seat C. The candidates must either be a board member or management level employee of a member district located within the Network.

Commissioner Ferrante currently occupies this seat on the CSDA Board, but unless he submits a nomination for the expiring seat in Coastal Network 5, he will be unable to continue on the Board when his current term expires in December.

Staff recommends that the Board adopt Resolution No. 23-01 nominating Vince Ferrante to the Coastal Network 5, Seat C director on the CSDA Board for the term expiring December 2026.

SERVING COMMERCIAL FISHING AND RECREATIONAL BOATING SINCE 1947

RESOLUTION 23-01

**A RESOLUTION OF THE BOARD OF HARBOR COMMISSIONERS OF THE
MOSS LANDING HARBOR DISTRICT
NOMINATING VINCE FERRANTE FOR THE 2023 CALIFORNIA SPECIAL DISTRICTS
ASSOCIATION
BOARD OF DIRECTORS**

* * * * *

WHEREAS, the California Special Districts Association (CSDA) Board of Directors is the governing body responsible for all policy decisions affecting CSDA's member services and legislative programs, and its functions are necessary to the operation of the Association and to the representation of the common interests of all California's special districts before the Legislature and the State Administration, and

WHEREAS, each of CSDA's six (6) Networks has three (3) seats on the Board, and

WHEREAS, the functions of the board involve directing legislative advocacy in Sacramento, responding to pending legislation and public policy documents, direction to CSDA staff and consultants on all member service programs, and providing strategic guidance to the CSDA organization, and

WHEREAS, each of the candidates for the Coastal Network 5, Seat C term expiring December 2026 is either a board member or management level employee of a member district located in the geographic region encompassed by Coastal Network 5 in which the Moss Landing Harbor District is located.

NOW THEREFORE, BE IT RESOLVED THAT the Board of Harbor Commissioners of the Moss Landing Harbor District hereby nominates Vincent Ferrante for the position of Coastal Network 5, Seat C Director of the California Special Districts Association Board for the term expiring December 2026.

* * * * *

CERTIFICATION

Resolution 23-01 was duly adopted by the Board of Harbor Commissioners of the Moss Landing Harbor District at a regular meeting of the Board held on the 22nd day of February, 2023, a quorum present and acting throughout, by the following vote, to wit:

AYES:

NOES:

ABSENT:

ABSTAIN:

Russ Jeffries, President
Board of Harbor Commissioners

ATTEST:

Tommy Razzeca, Deputy Secretary
Board of Harbor Commissioners



**California Special
Districts Association**

Districts Stronger Together

DATE: January 30, 2023
TO: CSDA Voting Member Presidents and General Managers
FROM: CSDA Elections and Bylaws Committee
SUBJECT: **CSDA BOARD OF DIRECTORS CALL FOR NOMINATIONS
SEAT C**

The Elections and Bylaws Committee is looking for Independent Special District Board Members or their General Managers who are interested in leading the direction of the California Special Districts Association for the 2024 - 2026 term.

The leadership of CSDA is elected from its six geographical networks. Each of the six networks has three seats on the Board with staggered 3-year terms. Candidates must be affiliated with an independent special district that is a CSDA Regular Member in good standing and located within the geographic network that they seek to represent.
(See attached CSDA Network Map)

The CSDA Board of Directors is the governing body responsible for all policy decisions related to CSDA's member services, legislative advocacy, education and resources. The Board of Directors is crucial to the operation of the Association and to the representation of the common interests of all California's special districts before the Legislature and the State Administration. Serving on the Board requires one's interest in the issues confronting special districts statewide.

Commitment and Expectations:

- Attend all Board meetings, usually 4-5 meetings annually, at the CSDA office in Sacramento.
- Participate on at least one committee, meets 3-5 times a year at the CSDA office in Sacramento.
(CSDA reimburses Directors for their related expenses for Board and committee meetings as outlined in Board policy).
- Attend, at minimum, the following CSDA annual events: Special Districts Legislative Days - held in the spring, and the CSDA Annual Conference - held in the fall.
*(CSDA does **not** reimburse expenses for the two conferences even if a Board or committee meeting is held in conjunction with the event)*
- Complete all four modules of CSDA's Special District Leadership Academy within 2 years of being elected.
*(CSDA does **not** reimburse expenses for the Academy classes even if a Board or committee meeting is held in conjunction with the event).*

Nomination Procedures: Any Regular Member in good standing is eligible to nominate one person, a board member or managerial employee (as defined by that district's Board of Directors), for election to the CSDA Board of Directors. **A copy of the member district's resolution or minute action and Candidate Information Sheet must accompany the nomination. The deadline for receiving nominations for the Northern, Sierra, Coastal and Southern Networks is April 6, 2023. Where there is no incumbent running in the Bay Area and Central Networks the deadline for receiving nominations is April 17, 2023. Nominations and supporting documentation may be mailed or emailed.**

Mail: 1112 I Street, Suite 200, Sacramento, CA 95814
Fax: 916.442.7889
E-mail: amberp@csda.net

Once received, nominees will receive a candidate's letter. The letter will serve as confirmation that CSDA has received the nomination and will also include campaign guidelines.

CSDA will begin electronic voting on June 5, 2023. All votes must be received through the system no later than 5:00 p.m. July 14, 2023. The successful candidates will be notified no later than July 18, 2023. All selected Board Members will be introduced at the Annual Conference in Monterey, CA in August 2023.

Expiring Terms

(See enclosed map for Network breakdown)

Northern Network	Seat C – Fred Ryness, Burney Water District*
Sierra Network	Seat C – Pete Kampa, Groveland Community Services District*
Bay Area Network	Seat C – <i>Vacant</i>
Central Network	Seat C – Steve Perez, GM, Rosamond Community Services District
Coastal Network	Seat C – Vince Ferrante, Moss Landing Harbor District*
Southern Network	Seat C – Arlene Schafer, Costa Mesa Sanitary District*

(* = Incumbent is running for re-election)

CSDA will be using a web-based online voting system allowing your district to cast your vote easily and securely. Electronic Ballots will be emailed to the main contact in your district June 5, 2023. All votes must be received through the system no later than 5:00 p.m. July 14, 2023.

Districts can opt to cast a paper ballot instead; but you must contact Amber Phelen by e-mail amberp@csda.net by April 6, 2023 in order to ensure that you will receive a paper ballot on time.

CSDA will mail paper ballots on June 5, 2023 per district request only.

If you have any questions, please contact Amber Phelen at amberp@csda.net.



**California Special
Districts Association**
Districts Stronger Together

2023 CSDA BOARD CANDIDATE INFORMATION SHEET

The following information **MUST** accompany your nomination form and Resolution/minute order:

Name: _____

District/Company: _____

Title: _____

Elected/Appointed/Staff: _____

Length of Service with District: _____

1. Do you have current involvement with CSDA (such as committees, events, workshops, conferences, Governance Academy, etc.):

2. Have you ever been associated with any other state-wide associations (CSAC, ACWA, League, etc.):

3. List local government involvement (such as LAFCo, Association of Governments, etc.):

4. List civic organization involvement:

****Candidate Statement** – Although it is not required, each candidate is requested to submit a candidate statement of no more than 300 words in length. **Any statements received in the CSDA office March 31, 2023, after 5:00 p.m. will not be included with the ballot.**



**California Special
Districts Association**
Districts Stronger Together

2023 BOARD OF DIRECTORS NOMINATION FORM

Name of Candidate: _____

District: _____

Mailing Address: _____

Network: _____ (see map)

Telephone: _____
(PLEASE BE SURE THE PHONE NUMBER IS ONE WHERE WE CAN REACH THE CANDIDATE)

Fax: _____

E-mail: _____

Nominated by (optional): _____

**Return this form, a Board resolution/minute action supporting the candidate, and
Candidate Information Sheet by mail or email to:**

CSDA
Attn: Amber Phelen
1112 I Street, Suite 200
Sacramento, CA 95814
(877) 924-2732

amberp@csla.net

DEADLINE FOR RECEIVING NOMINATIONS:

March 31, 2023 at 5:00 p.m.



California Special Districts Association
DISTRICT NETWORKS

